



Nothing but **HEAVY DUTY.**[™]

2020 ASIA RANGE PRODUCT CATALOGUE



THE MILWAUKEE STORY

Milwaukee Tool is an industry leading designer, manufacturer and marketer of Heavy-Duty, portable power tools, hand tools and accessories, since its establishment in 1924 in Brookfield USA.

Milwaukee Tool is focused on a single vision:

To produce the best Heavy-Duty professional powertools.

Milwaukee Tool's reputation is based on the reliability, durability, high quality and high performance delivered by its power tools, hand tools and accessories since the company's formation.

Milwaukee Tool's ability to address user needs is based on extensive end user research, stringent benchmarking as well as demanding laboratory and in-field user testing.

MILWAUKEE IN ASIA



1924

1st Hole-Shooter Designed & Manufactured for Automotive Assembly



1949

INDUSTRY's 1st 1/2" Right-Angle Drill



1951

WORLD's 1st SAWZALL Reciprocating Saw



1977

1st Magnum Professional Drill



1991

SUPER SAWZALL Reciprocating Saw Low Vibration Design



2008

M12 & M18 Lithium-Ion Range of Tools



2010

REDLITHIUM-ION BATTERY Technology



2012

M18 FUEL Drilling Range



2015

M18 FUEL SDS Plus Hammer



2016

M18 FORCE LOGIC
M12 & M18 High Output Lighting



2018

M18 12.0Ah HIGH OUTPUT Battery




2019

M18 FUEL 1" High Torque Impact Wrench



The Milwaukee Story
M18
M12
FORCELOGIC
Site Lighting
Battery & Charger
Corded
Hand Tools
Storage & Safety Solutions
Accessories

The Milwaukee Story
M18
M12
FORCELOGIC
Site Lighting
Battery & Charger
Corded
Hand Tools
Storage & Safety Solutions
Accessories



M12

M18

WORLD LEADER
IN CORDLESS INNOVATION


M18 FUEL™

DRIVEN TO OUTPERFORM.™



1 POWERSTATE Brushless Motor

- ⊕ Deliver more application speed, torque and durability in a smaller size
- ⊕ Reduce noise and cool rapidly to deliver years of maintenance free performance




TOOL SPECIFIC MOTOR DESIGN



PERFORMANCE DRIVEN
TRADE FOCUSED
SYSTEM WIDE

2 REDLINK PLUS Intelligence

- + Intelligence constantly monitors this internal network and maintains ideal conditions



3 REDLITHIUM-ION Battery Pack

- + Compatible with all cordless power tools, maximizes performance and greater productivity
- + Deliver more power and run cooler, while providing more runtime and fewer recharges



REDLITHIUM™-ION H REDLITHIUM-ION BATTERY TECHNOLOGY

TOTAL SYSTEM COMMUNICATION



BATTERY TECHNOLOGY

WATER PROTECTION BARRIER

Cordless tools are exposed to the elements on a daily basis, including rain. By guiding water out of the pack and applying an advanced coating over critical components, packs are better protected from corrosion. This leads to a more durable and longer lasting pack.

REDLINK ELECTRONICS

- + Full M18 system compatibility
- + Protection from abuse
- + Optimum tool and pack performance

Milwaukee battery packs are constantly communicating with the tools to monitor overload and temperature in abusive situations. REDLINK electronics also monitor discharge and charge analytics, which maintain performance and extend the life of the pack.

TEMP CONTROL FRAME


- + Extends runtime and life by minimizing heat
- + Operates below -18°C

Milwaukee continues to push the performance of cordless tools, now outperforming their corded counterparts. This means the tools require higher amounts of energy than ever before, causing the battery to heat up faster. Milwaukee's exclusive design transfers energy more efficiently than any other battery on the market, allowing the pack to run cool under heavy duty applications.

SHOCK RESPONSIVE SEPARATORS

- + Prevents pack failure from vibration or drops

Cordless tools that create high amounts of vibration (High Torque Impact Wrench, Rotary Hammer, SAWZALL) are abusive towards battery packs. Tools and batteries often fall from elevated surfaces, creating an isolated impact on the battery. The shock responsive separators create a more durable pack by taking stress off the welds on the temp control frame under these conditions.



M18
M12
FORCE LOGIC
SITE LIGHTING
BATTERY & CHARGER
CORDED
HAND TOOLS
STORAGE & SAFETY SOLUTIONS
ACCESSORIES

DRIVEN TO OUTPERFORM



**M18 FUEL
PERCUSSION DRILL**

M18 FPD2

Voltage	18V
No Load Speed Gear 1 (rpm)	0-550
No Load Speed Gear 2 (rpm)	0-2000
Chuck Capacity (mm)	13
Max. Drilling Masonry (mm)	16
Max. Drilling Steel (mm)	13
Max. Drilling Wood (mm)	89
Max. Percussion Rate (bpm)	32000
Max. Torque (Nm)	135
Weight w/ 5.0Ah Battery Pack (kg)	2.2



**M18 FUEL
DRILL DRIVER**

M18 FDD2

Voltage	18V
No Load Speed Gear 1 (rpm)	0 - 550
No Load Speed Gear 2 (rpm)	0-2000
Speed Setting	2
Chuck Size (mm)	13
Length (mm)	175
Max. Drilling Steel (mm)	13
Max. Drilling Wood (mm)	89
Max. Torque (Nm)	135
Weight w/ 5.0Ah Battery Pack (kg)	2.2



**M18
COMPACT PERCUSSION DRILL**

M18 BPD

Voltage	18V
No Load Speed Gear 1 (rpm)	0-450
No Load Speed Gear 2 (rpm)	0-1800
Chuck Capacity (mm)	13
Max. Drilling Masonry (mm)	16
Max. Drilling Steel (mm)	13
Max. Drilling Wood (mm)	38
Max. Percussion Rate (bpm)	28800
Max. Torque (Nm)	60
Weight w/ 4.0Ah Battery Pack (kg)	2.1



**M18
COMPACT DRILL DRIVER**

M18 BDD

Voltage	18V
No Load Speed Gear 1 (rpm)	0-450
No Load Speed Gear 2 (rpm)	0-1800
Chuck Capacity (mm)	13
Max. Drilling Steel (mm)	13
Max. Drilling Wood (mm)	38
Max. Torque (Nm)	60
Weight w/ 4.0Ah Battery Pack (kg)	2.0



**M18
COMPACT RIGHT ANGLE DRILL**

C18 RAD

Voltage	18V
No Load Speed	0-1500
Chuck Capacity (mm)	10
Max. Drilling Steel (mm)	10
Max. Drilling Wood (mm)	28
Max. Torque (Nm)	20
Weight w/ 4.0Ah Battery Pack (kg)	1.9



M18 FUEL
1/4" HEX IMPACT DRIVER

M18 FID2

Voltage	18V
No Load Speed (rpm)	0-1900, 0-2800 0-3600, 0-2600
Impact Rate (ipm)	0-1200, 0-3400 0-4300
Max. Bolt Diameter	M16
Max. Torque (Nm)	226
Tool Reception	1/4" Double End Bit
Weight w/ 5.0Ah Battery Pack (kg)	1.7



M18 FUEL SURGE
1/4" HEX HYDRAULIC DRIVER

M18 FQID

Voltage	18V
No Load Speed (rpm)	0-900, 0-2100 0-3000, 0-3000
Impact Rate (ipm)	0-1800, 0-2900 0-4000, 0-4000
Max. Bolt Diameter	M14
Max. Torque (Nm)	50
Tool Reception	1/4" Double End Bit
Weight w/ 5.0Ah Battery Pack (kg)	1.7



M18
1/4" HEX COMPACT IMPACT DRIVER

M18 BID

Voltage	18V
No Load Speed Gear 1 (rpm)	0-2000
No Load Speed Gear 2 (rpm)	0-2750
Impact Rate Gear 1 (ipm)	0-2450
Impact Rate Gear 2 (ipm)	0-3450
Max. Bolt Diameter	M14
Max. Torque (Nm)	180
Tool Reception	1/4" Double End Bit
Weight w/ 4.0Ah Battery Pack (kg)	1.7



M18 COMPACT
RIGHT ANGLE IMPACT DRIVER

M18 BRAID

Voltage	18V
No Load Speed Gear 1 (rpm)	0-1500
No Load Speed Gear 2 (rpm)	0-2250
Impact Rate Gear 1 (ipm)	0-2400
Impact Rate Gear 2 (ipm)	0-3400
Max. Bolt Diameter	M18
Max. Torque (Nm)	81
Tool Reception	1/4" Hex
Weight w/ 5.0Ah Battery Pack (kg)	1.8



M18 FUEL 3/8"
COMPACT IMPACT WRENCH

M18 FIWF38

Voltage	18V
No Load Speed (rpm)	0-900, 0-1600 0-2500, 0-1600
Impact Rate (ipm)	0-1900, 0-2300 0-3100, 0-2300
Max. Bolt Diameter	M18
Max. Torque (Nm)	284
Anvil Type (Friction Ring)	3/8" Square
Weight w/ 5.0Ah Battery Pack (kg)	1.8



M18 1/2"
COMPACT IMPACT WRENCH

M18 BIW12

Voltage	18V
No Load Speed (rpm)	0-2450
Impact Rate (ipm)	0-3350
Max. Bolt Diameter	M16
Max. Torque (Nm)	240
Anvil Type (Multi-Fit)	1/2" Square
Weight w/ 4.0Ah Battery Pack (kg)	1.9



M18 FUEL 1"
HIGH TORQUE IMPACT WRENCH

M18 ONEFHIWF1

Voltage	18V
No Load Speed (rpm)	0-1000, 0-1100 0-1400, 0-1650
Impact Rate (ipm)	0-1330, 0-1620 0-2100, 0-2450
Max. Bolt Diameter	M42
Max. Nut Busting Torque (Nm)	2400
Max. Torque (Nm)	2033
Anvil Type (Friction Ring & Through Hole)	1" Square
Weight w/ 8.0Ah Battery Pack (kg)	5.9



M18 FUEL 3/4"
HIGH TORQUE IMPACT WRENCH

M18 ONEFHIWF34

Voltage	18V
No Load Speed (rpm)	0-800, 0-1300 0-1800, 0-1800
Impact Rate (ipm)	0-850, 0-1850 0-2400, 0-2400
Max. Bolt Diameter	M33
Max. Nut Busting Torque (Nm)	2032
Max. Torque (Nm)	1627
Anvil Type (Friction Ring)	3/4" Square
Weight w/ 5.0Ah Battery Pack (kg)	3.5



M18 FUEL 1/2"
HIGH TORQUE IMPACT WRENCH

M18 FHIWF12

Voltage	18V
No Load Speed (rpm)	0-550, 0-1400 0-1750, 0-1750
Impact Rate (ipm)	0-950, 0-1750 0-2100, 0-2100
Max. Bolt Diameter	M33
Max. Nut Busting Torque (Nm)	1898
Max. Torque (Nm)	1356
Anvil Type (Friction Ring)	1/2" Square
Weight w/ 5.0Ah Battery Pack (kg)	3.3



M18 FUEL 1/2"
MID TORQUE IMPACT WRENCH

M18 FMTIW12

Voltage	18V
No Load Speed (rpm)	0-1700, 0-2100 0-2400
Impact Rate (ipm)	0-2300, 0-2700 0-3000
Max. Bolt Diameter	M20
Max. Torque (Nm)	610
Anvil Type (Friction Ring & Ball Bearing)	1/2" Square
Weight w/ 5.0Ah Battery Pack (kg)	2.5



M18 FUEL 1/2"
COMPACT IMPACT WRENCH

M18 FIW12


Voltage	18V
No Load Speed (rpm)	0-1700, 0-2000 0-2500, 0-2000
Impact Rate (ipm)	0-2400, 0-2600 0-3100, 0-2600
Max. Bolt Diameter	M18
Max. Torque (Nm)	300
Anvil Type (Multi-Fit)	1/2" Square
Weight w/ 5.0Ah Battery Pack (kg)	1.8



UP TO 2,400 NM NUT-BUSTING TORQUE

- Most powerful cordless impact wrench
- Up to 2,033 Nm of fastening torque
- Remove and install up to M42 bolts

MORE TORQUE FOR DEMANDING APPLICATIONS



M18 FUEL 1" HIGH TORQUE IMPACT WRENCH

M18 1/2" HEAVY DUTY IMPACT WRENCH WITH PIN DETENT / FRICTION RING

HD18 HIW / HD18 HIWF

Voltage	18V
No Load Speed (rpm)	0-1900
Impact Rate (ipm)	0-2200
Max. Bolt Diameter	M24
Max. Torque (Nm)	610
Anvil Type (Pin Detent / Friction Ring)	1/2" Square
Weight w/ 4.0Ah Battery Pack (kg)	3.0



M18 COMPACT RIGHT ANGLE IMPACT WRENCH

M18 BRAIW

Voltage	18V
No Load Speed Gear 1 (rpm)	0-1500
No Load Speed Gear 2 (rpm)	0-2250
Impact Rate Gear 1 (ipm)	0-2400
Impact Rate Gear 2 (ipm)	0-3400
Max. Bolt Diameter	M18
Max. Torque (Nm)	76
Anvil Type (Friction Ring)	3/8" Square
Weight w/ 4.0Ah Battery Pack (kg)	1.9



M18 FUEL 8 KG SDS-MAX DRILLING AND BREAKING HAMMER

M18 FHM

Voltage	18V
Blow Energy (EPTA)(J)	11.0
No Load Speed (rpm)	0-380
Full Load Hammer Action (bpm)	0-2900
Max. Drilling Concrete (mm)	45
Max. Drilling Core Bit (mm)	150
Max. Drilling Tunnel Bit (mm)	65
Weight w/ 12.0Ah Battery Pack (kg)	10.2



M18 FUEL SDS-PLUS HAMMER (3 MODE)

M18 CH / M18 CHX

Voltage	18V
Blow Energy (EPTA)(J)	2.5
Full Load Hammer Action (bpm)	0-4900
Max. Drilling Concrete (mm)	26
Max. Drilling Steel (mm)	13
Max. Drilling Wood (mm)	30
Vibration Drilling (m/s ²)	8.9
Vibration Chiseling (m/s ²)	9.5
Weight w/ 5.0Ah Battery Pack (kg)	3.5



M18 FUEL 5 KG SDS-MAX DRILLING AND BREAKING HAMMER

M18 CHM

Voltage	18V
Blow Energy (EPTA)(J)	6.1
No Load Speed (rpm)	0-450
Full Load Hammer Action (bpm)	0-3000
Max. Drilling Concrete (mm)	40
Max. Drilling Core Bit (mm)	100
Max. Drilling Tunnel Bit (mm)	65
Optimised Drilling Capacity In Concrete ø (mm)	16-32
Weight w/ 9.0Ah Battery Pack (kg)	6.6



M18 FUEL HIGH PERFORMANCE SDS-PLUS HAMMER (3 MODE)

M18 CHP / M18 CHPX

Voltage	18V
Blow Energy (EPTA)(J)	4.5
Full Load Hammer Action (bpm)	0-5000
Max. Drilling Concrete (mm)	28
Max. Drilling Steel (mm)	13
Max. Drilling Wood (mm)	30
Vibration Drilling (m/s ²)	8.6
Vibration Chiseling (m/s ²)	7.1
Weight w/ 5.0Ah Battery Pack (kg)	4.3



M18 FUEL SDS-PLUS DUST EXTRACTOR

M18 CDEX (FOR M18 CH & CHX)

Voltage	18V
Max. Drill Bit Diameter (mm)	16
Max. Drill Bit Length (mm)	160
Max. Drilling Depth (mm)	90
Stroke Length (mm)	100



M18 FUEL HEAVY DUTY DUST EXTRACTOR

M18-28 CPDEX (FOR M18 CHP & CHPX)

Voltage	18V
Max. Drill Bit Diameter (mm)	16
Max. Drill Bit Length (mm)	160
Max. Drilling Depth (mm)	90
Stroke Length (mm)	100



ELIMINATES COMPRESSORS & GENERATORS

- No routine maintenance and reduced energy consumption for an overall lower cost of ownership
- No cords or hoses for greater portability and increased access
- No tripping hazards

LOWER COST OF OWNERSHIP



GREATER PORTABILITY



LIGHTWEIGHT AT ONLY 5.9 KG

- Easier overhead use for reduced user fatigue
- Superior balance for better control

LESS USER FATIGUE



M18 COMPACT SDS PLUS HAMMER (2 MODE)

M18 BH

Voltage	18V
Blow Energy (EPTA)(J)	1.2
No Load Speed (rpm)	0-1300
Max. Percussion Rate (bpm)	0-7000
Max. Drilling Masonry (mm)	16
Max. Drilling Steel (mm)	10
Max. Drilling Wood (mm)	16
Weight w/ 4.0Ah Battery Pack (kg)	2.5



M18 COMPACT SDS PLUS HAMMER DRILL (3 MODE)

HD18 H / HD18 HX

Voltage	18V
Blow Energy (EPTA)(J)	2.4
No Load Speed (rpm)	0-1400
Max. Percussion Rate (bpm)	0-4200
Max. Drilling Masonry (mm)	24
Max. Drilling Steel (mm)	13
Max. Drilling Wood (mm)	30
Weight w/ 4.0Ah Battery Pack (kg)	2.5



M18 FUEL 230MM CUT OFF SAW

M18 FCOS230

Voltage	18V
No Load Speed (rpm)	0-6600
Disc Diameter (mm)	230
Max. Cutting Depth (mm)	85
Arbor Size (mm)	22.2
Weight w/ 12.0Ah Battery Pack (kg)	6.2



M18 FUEL HIGH PERFORMANCE 150MM BRAKING GRINDER

M18 FHSAG150XPDB

Voltage	18V
No Load Speed (rpm)	0-9000
Disc Diameter (mm)	150
Max. Cutting Depth (mm)	45
Spindle Size	M14
Switch Type	Paddle Switch
Rapid Stop	Yes
Line Lock Out Function	Yes
Weight w/ 8.0Ah Battery Pack (kg)	3.5



M18 FUEL 180-230MM LARGE ANGLE GRINDER

M18 FLAG230XPDB

Voltage	18V
No Load Speed (rpm)	0-6600
Disc Diameter (mm)	180-230
Max. Cutting Depth (mm)	65
Spindle Size	M14
Switch Type	Paddle Switch
Line Lock Out Function	Yes
Weight w/ 12.0Ah Battery Pack (kg)	5.3



M18 FUEL 125MM ANGLE GRINDER

M18 CAG125X (Slide Switch)
M18 CAG125XPD (Paddle Switch)

Voltage	18V
No Load Speed (rpm)	0-8500
Disc Diameter (mm)	125
Max. Cutting Depth (mm)	33
Spindle Size	M14
Switch Type	Slide / Paddle
Line Lock Out Function	No
Weight w/ 5.0Ah Battery Pack (kg)	2.5



M18 FUEL 125MM BRAKING GRINDER

M18 CAG125XPDB

Voltage	18V
No Load Speed (rpm)	0-8500
Disc Diameter (mm)	125
Max. Cutting Depth (mm)	33
Spindle Size	M14
Switch Type	Paddle Switch
Line Lock Out Function	Yes
Weight w/ 5.0Ah Battery Pack (kg)	2.7



M18 FUEL 100MM ANGLE GRINDER

M18 CAG100X

Voltage	18V
No Load Speed (rpm)	0-8500
Disc Diameter (mm)	100
Max. Cutting Depth (mm)	21
Spindle Size	M10
Switch Type	Slide Switch
Weight w/ 5.0Ah Battery Pack (kg)	2.6



M18 FUEL 100MM BRAKING GRINDER

M18 CAG100XPDB

Voltage	18V
No Load Speed (rpm)	0-8500
Disc Diameter (mm)	100
Max. Cutting Depth (mm)	21
Spindle Size	M10
Switch Type	Paddle Switch
Line Lock Out Function	Yes
Weight w/ 5.0Ah Battery Pack (kg)	2.6



M18 125MM ANGLE GRINDER

HD18 AG125

Voltage	18V
No Load Speed (rpm)	0-9000
Disc Diameter (mm)	125
Max. Cutting Depth (mm)	33
Spindle Size	M14
Switch Type	Paddle Switch
Weight w/ 4.0Ah Battery Pack (kg)	2.2



M18 FUEL 18GA FINISH NAILER

M18 FN18GS

Voltage	18V
Collation angle (°)	0
Fastener Type	Brad
Fastener Diameter (18Ga)	1.02mm
Fastener Length (mm)	15-54
Magazine Capacity	110 Nails
Mode	Sequential / Bump
Weight w/ 2.0Ah Battery Pack (kg)	2.9



M18 FUEL SUPER SAWZALL

M18 FSX

Voltage	18V
No Load Stroke Rate (spm)	0-3000
Stroke Length (mm)	32
On/Off Orbital	Yes
5-Speed Dial	Yes
Adjustable Shoe	Yes
Hang Hook	Yes
Weight w/ 12.0Ah Battery Pack (kg)	5.5



M18 FUEL HACKZALL

M18 FHZ

Voltage	18V
No Load Stroke Rate (spm)	0-3000
Stroke Length (mm)	22
Weight w/ 5.0Ah Battery Pack (kg)	2.6



M18 FUEL 125MM ANGLE GRINDER

M18 CSX

Voltage	18V
No Load Speed (rpm)	0-8500
Disc Diameter (mm)	125
Max. Cutting Depth (mm)	33
Spindle Size	M14
Switch Type	Slide / Paddle
Line Lock Out Function	No
Weight w/ 5.0Ah Battery Pack (kg)	2.5



M18 FUEL SAWZALL

M18 CSX

Voltage	18V
No Load Stroke Rate (spm)	0-3000
Stroke Length (mm)	28.6
Adjustable Shoe	Yes
Hand Hook	Yes
Weight w/ 5.0Ah Battery Pack (kg)	4.1



M18 COMPACT ONE-HANDED HACKZALL

C18 HZ

Voltage	18V
No Load Stroke Rate (spm)	0-3000
Stroke Length (mm)	20
Weight w/ 4.0Ah Battery Pack (kg)	2.5



**M18 FUEL
METAL SAW**

M18 FMCS

Voltage	18V
No Load Speed (rpm)	0-3900
Blade Diameter (mm)	150
Max. Cutting Depth In Metal Pipe (mm)	57
Max. Cutting Depth In Steel (mm)	6.5
Bore Size (mm)	20
Weight w/ 5.0Ah Battery Pack (kg)	2.8



**M18 FUEL
COMPACT BANDSAW**

M18 FBS85

Voltage	18V
No Load Speed (m/min-1)	0-164.59
Blade Length (mm)	899
Cutting Capacity Rectangular Stock (mm)	85 x 85
Cutting Capacity Pipe (mm)	Ø 85
Weight w/ 2.0Ah Battery Pack (kg)	3.9



**M18 FUEL
305MM MITRE SAW**

M18 FMS305

Voltage	18V
No Load Speed (rpm)	0-3600
Blade Diameter (mm)	305
Bore Size (mm)	25.4
Mitre Capacity Left/Right (°)	50/60
Bevel Capacity Left/Right (°)	48/48
Weight w/ 12.0Ah Battery Pack (kg)	23



**M18 FUEL
254MM MITRE SAW**

M18 FMS254

Voltage	18V
No Load Speed (rpm)	0-4000
Blade Diameter (mm)	254
Bore Size (mm)	25.4
Mitre Capacity Left/Right (°)	50/60
Bevel Capacity Left/Right (°)	48/48
Weight w/ 5.0Ah Battery Pack (kg)	20



**M18 FUEL
125MM DEEP CUT BANDSAW**

M18 CBS125

Voltage	18V
No Load Speed (m/min)	0-116
Blade Length (mm)	1139.8
Max. Cutting Capacity (mm)	125 x 125
Weight w/ 5.0Ah Battery Pack (kg)	7.3



**M18 FUEL
38MM MAGNETIC DRILL**

M18 FMDP

Voltage	18V
No Load Speed Gear 1 (rpm)	0-400
No Load Speed Gear 2 (rpm)	0-690
Stroke Length (mm)	146
Mag. Holding Power (at drill point pressure) (N)	8890
Max. Depth Broaching Capacity (mm)	50
Max. Diameter Broaching Capacity (mm)	38
Max. Drilling Solid bit (mm)	13
Weight w/ 5.0Ah Battery Pack (kg)	13



**M18 FUEL
190MM MITRE SAW**

M18 FMS190

Voltage	18V
No Load Speed (rpm)	0-5000
Blade Diameter (mm)	190
Bore Size (mm)	19
Mitre Capacity Left/Right (°)	48/48
Bevel Capacity Left/Right (°)	48/48
Weight w/ 5.0Ah Battery Pack (kg)	12.7



**M18 FUEL
DIE GRINDER**

M18 FDG

Voltage	18V
No Load Speed (rpm)	0-27000
Collet Diameter (mm)	6/8
Max. Grinding Accessories Dia. (mm)	50
Switch Type	Slide Switch
Weight w/ 5.0Ah Battery Pack (kg)	2.1



**M18
COMPACT METAL SHEAR**

M18 BMS20

Voltage	18V
No Load Speed (rpm)	0-2500
Max. Cutting Capacity Steel (mm)	2.0
Max. Cutting Capacity Aluminium (mm)	3.2
Min. Cutting Radius (mm)	180
Weight w/ 4.0Ah Battery Pack (kg)	2.9



**M18 FUEL
190MM CIRCULAR SAW**

M18 FCS66

Voltage	18V
No Load Speed (rpm)	0-5800
Blade Diameter (mm)	190
Bore Size (mm)	30
Max. Cutting Depth 90° (mm)	66
Max. Cutting Depth 45° (mm)	48
Maximum Bevel Capacity (°)	50
Weight w/ 12.0Ah Battery Pack (kg)	5.4



**M18
190MM CIRCULAR SAW**

M18 CCS66

Voltage	18V
No Load Speed (rpm)	0-5000
Blade Diameter (mm)	190
Bore Size (mm)	30
Max Cutting Depth 90° (mm)	66
Max Cutting Depth 45° (mm)	48
Weight w/ 5.0Ah Battery Pack (kg)	4.2



**M18
METAL SHEAR**

M18 BMS

Voltage	18V
No Load Speed (rpm)	0-2500
Max. Cutting Capacity Steel (mm)	1.2
Max. Cutting Capacity Aluminium (mm)	2.0
Min. Cutting Radius (mm)	76
Weight w/ 5.0Ah Battery Pack (kg)	2.6



**M18 FUEL
MUD MIXER**

M18 FPM (M14 Spindle) / M18 FPMC (Chuck)

Voltage	18V
No Load Speed (rpm)	0-550
Max. Torque (Nm)	136
Variable Speed Trigger	Yes
Variable Speed Dial	Yes
Lock-On Button	Yes
Auxiliary Handle Rotation	180°
Weight w/ 5.0Ah Battery Pack (kg)	3.0



**M18 FUEL
165MM CIRCULAR SAW**

M18 CCS55

Voltage	18V
No Load Speed (rpm)	0-5000
Blade Diameter (mm)	165
Bore Size (mm)	15.87
Max Cutting Depth 90° (mm)	55
Max Cutting Depth 45° (mm)	41
Weight w/ 5.0Ah Battery Pack (kg)	3.2



**M18 FUEL SUPER HAWG
1/2" RIGHT ANGLE DRILL**

M18 FRAD

Voltage	18V
No Load Speed Gear 1 (rpm)	0-350
No Load Speed Gear 2 (rpm)	0-950
Max. Torque (Nm)	95
Chuck Capacity (mm)	13
Max. Drilling Steel	13
Max. Drilling Wood with Auger Bit (mm)	40
Max. Drilling Wood with Self-feed Bit (mm)	117
Max. Drilling Wood with Hole-saw (mm)	152
Weight w/ 5.0Ah Battery Pack (kg)	6.4



M18 FUEL TRIM ROUTER

M18 FTR

Voltage	18V
No Load Speed (rpm)	10000-31000
Max. Bit Diameter (mm)	38
Collet Diameter (mm)	6 or 1/4" (6.35)
Bit Brake	Yes
LED	Yes
Dust Shroud	Yes
Weight w/ 5.0Ah Battery Pack (kg)	2.1



M18 FUEL TOP HANDLE JIGSAW

M18 FJS

Voltage	18V
No Load Stroke Rate (spm)	0-3500
Stroke Length (mm)	25
Max. Cutting Capacity Steel (mm)	10
Max. Cutting Capacity Wood (mm)	135
Weight w/ 5.0Ah Battery Pack (kg)	2.9



M18 TOP HANDLE JIGSAW

M18 BJS

Voltage	18V
No Load Stroke Rate (spm)	0-2800
Stroke Length (mm)	25
Max. Cutting Capacity Steel (mm)	10
Max. Cutting Capacity Wood (mm)	135
Weight w/ 5.0Ah Battery Pack (kg)	2.5



M18 125MM RANDOM ORBITAL SANDER

M18 BOS125

Voltage	18V
Oscillation Diameter (mm)	2.4
Oscillation Rate (opm)	14000-24000
Sanding Pad Size (mm)	125
Weight w/ 5.0Ah Battery Pack (kg)	1.6



M18 PLANER

M18 BP

Voltage	18V
No Load Speed (rpm)	0-14000
Planing Width (mm)	82
Adjustable Depth (mm)	0-2
Rabbit Depth (mm)	10.7
Weight w/ 4.0Ah Battery Pack (kg)	3.5



M18 FUEL POLISHER

M18 FAP180

Voltage	18V
No Load Speed (rpm)	360-2200
Max. Polishing Backing Pad Diameter (mm)	125
Max. Polishing Pad Diameter (mm)	180
Spindle Size	M14
Variable Speed	Yes
Weight w/ 5.0Ah Battery Pack (kg)	3.1



M18 BRUSHLESS THREADED ROD CUTTER

M18 BLTRC

Voltage	18V
Cutting Capacity Mild Steel	1/4", 3/8", 1/2"
Cutting Capacity Stainless Steel	1/4", 3/8"
Style	Shear
LED	Yes
Blades	Replacable Cutting Dies
Length	1-1/2"
Weight w/ 2.0Ah Battery Pack (kg)	3.2



M18 HEAT GUN

M18 BHG

Voltage	18V
Temperature (°C)	470
Air Flow (l/min)	170
Length (mm)	163
Weight w/ 5.0Ah Battery Pack (kg)	1.6



M18 GREASE GUN

M18 GG

Voltage	18V
Max. Operating Pressure	690
Length (mm)	406
LED Light	Yes
FUEL Gauge	Yes
Weight w/ 4.0Ah Battery Pack (kg)	3.3



M18 AIR FAN

M18 AF

Voltage	18V
Mode Selection	3
Air delivery rate I (m3/h)	272
Air delivery rate II (m3/h)	365
Air delivery rate III (m3/h)	476
Weight w/ 5.0Ah Battery Pack (kg)	3.4



M18 FUEL BACKPACK VACUUM

M18 FBPV

Voltage	18V
Capacity(l)	3.8
Hose Diameter (mm)	36
Max. Vacuum (mbar)	189
Sealed Suction (mm)	1905 v H2O
Weight w/ 12.0Ah Battery Pack (kg)	9.5



M18 WET/DRY VACUUM

M18 VC-2

Voltage	18V
Air Volume (l/min)	1300
Capacity Liquids (l)	7.5
Max. Vacuum (mbar)	80
Hose Length (m)	0.47
Weight w/ 5.0Ah Battery Pack (kg)	5.3



M18 COMPACT VACUUM

M18 CV

Air Volume (LPM)	1019
Inlet Diameter (mm)	32
Capacity (L)	1.0
Filter	Removable HEPA
Max. Vacuum (mbar)	94



OUTDOOR POWER EQUIPMENT QUIK-LOK™ ATTACHMENT SYSTEM

Multiple Attachments Powered
By a Single Power Head



POWERED BY:
M18 FUEL

Designed to meet the needs of landscape maintenance professionals, the QUIK-LOK Attachment System is a versatile outdoor power equipment system featuring multiple attachments powered by a single M18 FUEL Power Head. With the QUIK-LOK Attachment System, you have the capability to switch between multiple attachments including a line trimmer, edger, hedge trimmer and pole saw to complete a wide range of applications.


Powered by M18 FUEL, the QUIK-LOK Attachment System utilizes the most advanced cordless technology to deliver best-in-class power and run-time for landscaping and trade professionals, achieving instantaneous throttle response and outperforming higher voltage platforms.



M18 FUEL OUTDOOR POWER HEAD WITH QUIK-LOK

M18 FOPH

Voltage	18V
Speed Settings	2
No Load Speed - Low (rpm)	0-6860
No Load Speed - High (rpm)	0-8680
Length (mm)	881
Weight w/ 9.0Ah Battery Pack (kg)	4.1



M18 FUEL OUTDOOR POWER HEAD QUIK LOK LINE TRIMMER KIT

M18 FOPHLTKIT

Voltage	18V
Speed Settings	2
No Load Speed - Low (rpm)	0-4900
No Load Speed - High (rpm)	0-6200
Max. Cutting Capacity (mm)	400
Cutting Line Max. Diameter (mm)	2.4
Length (mm)	1829
Weight w/ 9.0Ah Battery Pack (kg)	5.8



M18 FUEL QUIK-LOK POLE SAW ATTACHMENT

M18 FOPH-CSA


Voltage	18V
Speed Settings	2
No Load Speed - Low (rpm)	0-3700
No Load Speed - High (rpm)	0-4600
No Load Chain Speed (m/s)	8.6
Bar Length (mm)	254
Usable Cutting Length (mm)	230
Chain Oil Tank Capacity (ml)	140
Length (mm)	1245
Weight (kg)	1.9



M18 FUEL QUIK-LOK HEDGE TRIMMER ATTACHMENT

M18 FOPH-HTA


Voltage	18V
Speed Settings	2
No Load Speed - Low (rpm)	0-2800
No Load Speed - High (rpm)	0-3500
Blade Length (mm)	508
Max. Cutting Capacity (mm)	25
Tooth Spacing (mm)	25
Length (mm)	1524
Weight (kg)	2.6



M18 FUEL QUIK-LOK EDGER ATTACHMENT

M18 FOPH-EA

Voltage	18V
Speed Settings	2
No Load Speed - Low (rpm)	0-3000
No Load Speed - High (rpm)	0-3900
Blade Diameter (mm)	203
Max. Cutting Capacity (mm)	50
Length (mm)	965
Weight (kg)	2.4



M18 FUEL QUIK-LOK LINE TRIMMER ATTACHMENT

M18 FOPH-LTA

Voltage	18V
Speed Settings	2
No Load Speed - Low (rpm)	0-4900
No Load Speed - High (rpm)	0-6200
Max. Cutting Capacity (mm)	400
Cutting Line Max. Diameter (mm)	2.4
Length (mm)	1020
Weight (kg)	1.7



M18 FUEL QUIK-LOK EXTENSION ATTACHMENT

M18 FOPH-EXA

Voltage	18V
Length (mm)	1029
Weight (kg)	0.9



QUIK-LOK ATTACHMENT SYSTEM ACCESSORY

 Trimmer Line 2mm x 45m 49-16-2712	 Trimmer Line 2.4mm x 76m 49-16-2713	 Easy Load Trimmer Head 49-16-2714
Designed for M18 FOPH-LTA		
 254mm Saw Chain 4932471329 Designed for M18 FOPH-CSA	 Edger Blade 4932471330 Designed for M18 FOPH-EA	 Shoulder Strap 49-16-2722 Designed for M18 FOPH-O

M18 FUEL CHAINSAW

M18 FCHS

Voltage	18V
Chain Bar Length (mm)	406
Chain Gauge (mm)	1.1
Chain Pitch (mm)	3/8" Low Profile
No load Speed (rpm)	0-6600
Variable Speed Trigger	Yes
Chain Oil Tank Capacity (ml)	200
Total Length (mm)	838
Weight w/ 12.0Ah Battery Pack (kg)	6.4



M18 FUEL LINE TRIMMER

M18 CLT

Voltage	18V
No Load Speed - Low (rpm)	0-4600
No Load Speed - High (rpm)	0-5800
Cutting Line Ø Max. (mm)	2.5
Cutting Capacity Max. (mm)	400
Weight w/ 9.0Ah Battery Pack (kg)	5.6



M18 FUEL HEDGE TRIMMER

M18 CHT

Voltage	18V
Stroke Per Minute (spm)	3400
Blade Length (mm)	610
Cutting capacity (mm)	19
Sharpening Angle to Horizontal (°)	<30
Tooth Spacing (mm)	19
Weight w/ 9.0Ah Battery Pack (kg)	5



M18 FUEL BLOWER

M18 FBL

Voltage	18V
Max. Air Volume (m³/minute)	12.7
Max. Airflow Speed (km/h)	193
Noise Rating (db)	62
Lock On Button	Yes
Total Length (mm)	859
Weight w/ 9.0Ah Battery Pack (kg)	3.3



M18 COMPACT BLOWER

M18 BBL

Voltage	18V
Max. Air Volume (m³/minute)	2.9
Max. Airflow Speed (km/h)	42.8
Noise Rating (db)	77.7
Length without Nozzle (mm)	375
Weight w/ 4.0Ah Battery Pack (kg)	1.9



M18 SWITCH TANK POWERED BASE

M18 BPFPH

Voltage	18V
Motor	Brushed
Battery	M18 REDLITHIUM-ION



M18 SWITCH TANK 15L WATER SPRAYER TANK

M18 BPFP-WST

Capacity (L)	15
Flow Rate (l/min)	0.6-4.6
Max Pressure (bar)	4.14
Hose Length w/ Quick Connect (m)	3
Nozzle Type	Water Spraying Nozzle
Weight w/ 4.0Ah Battery Pack & 15L Fluid (kg)	23.7 w/ Base



M18 SWITCH TANK 15L CHEMICAL SPRAYER TANK

M18 BPFP-CST

Capacity (L)	15
Flow Rate (l/min)	0.4-2.0
Max Pressure (bar)	8.27
Hose Length w/ Sprayer Handle & Wand (m)	1.75
Nozzle Type	Low Flow Rate Adjustable & Fan Nozzles
Weight w/ 4.0Ah Battery Pack & 15L Fluid (kg)	23.6 w/ Base



M18

M12

- FORCE LOGIC**
- SITE LIGHTING**
- BATTERY & CHARGER**
- CORDED**
- HAND TOOLS**
- STORAGE & SAFETY SOLUTIONS**
- ACCESSORIES**

DRIVEN TO OUTPERFORM



M12 FUEL
INSTALLATION DRILL DRIVER

M12 FDDXKIT

Voltage	12V
No Load Speed Gear 1 (rpm)	0-400
No Load Speed Gear 2 (rpm)	0-1600
Chuck (mm)	10 (all metal ratcheting chuck)
Magnetic Bit Holder	Yes
Length (mm)	130
Max. Torque (Nm)	34
Weight w/ 2.0Ah Battery Pack (kg)	0.9



M12 FUEL
COMPACT PERCUSSION DRILL

M12 FPD

Voltage	12V
No Load Speed Gear 1 (rpm)	0-450
No Load Speed Gear 2 (rpm)	0-1700
Chuck Capacity (mm)	13
Max. Drilling Masonry (mm)	13
Max. Drilling Steel (mm)	13
Max. Drilling Wood (mm)	35
Max. Percussion Rate (bpm)	25500
Max. Torque (Nm)	44
Weight w/ 6.0Ah Battery Pack (kg)	1.47



M12 FUEL
COMPACT DRILL DRIVER

M12 FDD

Voltage	12V
No Load Speed Gear 1 (rpm)	0-450
No Load Speed Gear 2 (rpm)	0-1700
Chuck Capacity (mm)	13
Max. Drilling Masonry (mm)	N/A
Max. Drilling Steel (mm)	13
Max. Drilling Wood (mm)	35
Max. Percussion Rate (bpm)	N/A
Max. Torque (Nm)	44
Weight w/ 6.0Ah Battery Pack (kg)	1.46



M12 FUEL
1/4" HEX COMPACT IMPACT DRIVER

M12 FID

Voltage	12V
No Load Speed (rpm)	0-1300, 0-2400 0-3300, 0-3300
Impact Rate (ipm)	0-4000
Max. Torque (Nm)	147
Weight w/ 6.0Ah Battery Pack (kg)	1.2



M12
COMPACT PERCUSSION DRILL

M12 BPD

Voltage	12V
No Load Speed Gear 1 (rpm)	0-400
No Load Speed Gear 2 (rpm)	0-1500
Chuck Capacity (mm)	10
Max. Drilling Masonry (mm)	10
Max. Drilling Steel (mm)	10
Max. Drilling Wood (mm)	22
Max. Percussion Rate (bpm)	22500
Max. Torque (Nm)	38
Weight w/ 2.0Ah Battery Pack (kg)	1.2



M12
COMPACT DRILL DRIVER

M12 BDD

Voltage	12V
No Load Speed Gear 1 (rpm)	0-400
No Load Speed Gear 2 (rpm)	0-1500
Chuck Capacity (mm)	10
Max. Drilling Steel (mm)	10
Max. Drilling Wood (mm)	22
Max. Torque (Nm)	38
Weight w/ 2.0Ah Battery Pack (kg)	1.2



M12 FUEL
1/4" HEX COMPACT 2 SPEED DRIVER

M12 CD

Voltage	12V
No Load Speed Gear 1 (rpm)	0-450
No Load Speed Gear 2 (rpm)	0-1700
Max. Drilling Steel (mm)	10
Max. Drilling Wood (mm)	25
Max. Torque (Nm)	37
Weight w/ 2.0Ah Battery Pack (kg)	1.4



M12
1/4" HEX COMPACT DRIVER

M12 BD

Voltage	12V
No Load Speed Gear 1 (rpm)	0-400
No Load Speed Gear 2 (rpm)	0-1500
Chuck Capacity (mm)	6
Max. Drilling Steel (mm)	10
Max. Drilling Wood (mm)	22
Max. Torque (Nm)	30
Weight w/ 2.0Ah Battery Pack (kg)	1.0



M4
1/4" HEX SCREWDRIVER

M4 D

Voltage	4V
No Load Speed Gear 1 (rpm)	0-200
No Load Speed Gear 2 (rpm)	0-600
Max. Drilling Steel (mm)	3
Max. Drilling Wood (mm)	6
Max. Torque (Nm)	5
Weight w/ 2.0Ah Battery Pack (kg)	0.5



M12
COMPACT RIGHT ANGLE DRILL

C12 RAD

Voltage	12V
No Load Speed (rpm)	0-800
Chuck Capacity (mm)	10
Max. Drilling Steel (mm)	10
Max. Drilling Wood (mm)	22
Max. Torque (Nm)	12
Weight w/ 2.0Ah Battery Pack (kg)	1.1



M12
1/4" HEX COMPACT IMPACT DRIVER

M12 BID

Voltage	12V
No Load Speed (rpm)	0-2500
Impact Rate (ipm)	0-3300
Tool Reception	1/4" Hex Double End Bit
Max. Torque (Nm)	112
Weight w/ 2.0Ah Battery Pack (kg)	1.0



M12
1/4" HEX RIGHT ANGLE IMPACT DRIVER

M12 BRAID

Voltage	12V
No Load Speed (rpm)	0-2425
Impact Rate (ipm)	0-3300
Tool Reception	1/4" Hex Single End Bit
Max. Torque (Nm)	68
Weight w/ 2.0Ah Battery Pack (kg)	1.1



The Milwaukee Story
M18
M12
FORCELOGIC
Site Lighting
Battery & Charger
Corded
Hand Tools
Storage & Safety Solutions
Accessories

The Milwaukee Story
M18
M12
FORCELOGIC
Site Lighting
Battery & Charger
Corded
Hand Tools
Storage & Safety Solutions
Accessories

M12 FUEL
3/8" DIGITAL TORQUE WRENCH

M12 ONEFTR38

Voltage	12V
No Load Speed (rpm)	0-100
Anvil	3/8"
Accuracy	+/- 2% CW
Calibration	1 Year or 5000 Cycles
Length (mm)	582
Max. Torque (Nm)	13.6-136
Weight w/ 2.0Ah Battery Pack (kg)	2.5



M12 FUEL
1/2" DIGITAL TORQUE WRENCH

M12 ONEFTR12

Voltage	12V
No Load Speed (rpm)	0-100
Anvil	1/2"
Accuracy	+/- 2% CW
Calibration	1 Year or 5000 Cycles
Length (mm)	587
Max. Torque (Nm)	17-203
Weight w/ 2.0Ah Battery Pack (kg)	2.5



M12 FUEL
1/4" IMPACT RATCHET

M12 FIR14

Voltage	12V
No Load Speed (rpm)	0-250
Anvil Type	1/4" Square
Length (mm)	284
Max. Torque (Nm)	54
Weight w/ 2.0Ah Battery Pack (kg)	1.04



M12 FUEL
3/8" IMPACT RATCHET

M12 FIR38

Voltage	12V
No Load Speed (rpm)	0-200
Anvil Type	3/8" Square
Length (mm)	302
Max. Torque (Nm)	75
Weight w/ 2.0Ah Battery Pack (kg)	1.36



M12 FUEL
1/2" IMPACT RATCHET

M12 FIR12

Voltage	12V
No Load Speed (rpm)	0-175
Anvil Type	1/2" Square
Length (mm)	318
Max. Torque (Nm)	81
Weight w/ 2.0Ah Battery Pack (kg)	1.54



M12 FUEL
3/8" EXTENDED REACH RATCHET

M12 FIR38LR

Voltage	12V
No Load Speed (rpm)	0-200
Anvil	3/8" Square
Length (mm)	384
Max. Torque (Nm)	75
Weight w/ 2.0Ah Battery Pack (kg)	1.4



M12 3/8" SUB
COMPACT IMPACT RATCHET

M12 IR

Voltage	12V
No Load Speed (rpm)	0-250
Anvil	3/8" Square
Length (mm)	274
Max. Torque (Nm)	47
Weight w/ 2.0Ah Battery Pack (kg)	0.9



M12 1/2" SQUARE
COMPACT IMPACT WRENCH

M12 BIW12

Voltage	12V
No Load Speed (rpm)	0-2500
Impact Rate (ipm)	0-3300
Max. Bolt Diameter	M16
Anvil Type	1/2" Square (Pin Detent)
Max. Torque (Nm)	138
Weight w/ 2.0Ah Battery Pack (kg)	1.0



M12 FUEL
1/2" COMPACT IMPACT WRENCH

M12 CIW12

Voltage	12V
No Load Speed (rpm)	0-1500, 0-2650
Impact Rate (ipm)	0-2650, 0-3500
Max. Bolt Diameter	M16
Anvil Type	1/2" Square
Max. Torque (Nm)	160
Weight w/ 2.0Ah Battery Pack (kg)	1.3



M12 FUEL
STUBBY IMPACT WRENCH

M12 FIWF12

Voltage	12V
No Load Speed (rpm)	0-1200, 0-1800 0-2700, 0-2700
Impact Rate (ipm)	0-1100, 0-2100 0-3200
Max. Bolt Diameter	M16
Anvil Type	1/2" Square (Friction Ring)
Max. Torque (Nm)	339
Weight w/ 6.0Ah Battery Pack (kg)	1.37



M12 FUEL
COMPACT HACKZALL

M12 CHZ

Voltage	12V
No Load Stroke Rate (spm)	0-3000
Stroke Length (mm)	15.9
Weight w/ 4.0Ah Battery Pack (kg)	1.6



M12
COMPACT HACKZALL

C12 HZ

Voltage	12V
No Load Stroke Rate (spm)	0-3000
Stroke Length (mm)	13
Weight w/ 2.0Ah Battery Pack (kg)	1.2



M12 FUEL
SDS-PLUS HAMMER (2 MODE)

M12 CH

Voltage	12V
No Load Speed (rpm)	0-900
Blow Energy (EPTA)(J)	1.1
Full Load Hammer Action (bpm)	0-6575
Max. Drilling Concrete (mm)	13
Max. Drilling Steel (mm)	10
Max. Drilling Wood (mm)	13
Weight w/ 6.0Ah Battery Pack (kg)	1.9



M12
UNIVERSAL HAMMER VAC

M12 DE

Voltage	12V
Max. Drill Bit Diameter (mm)	4-16
Max. Drill Depth (mm)	120
Weight w/ 2.0Ah Battery Pack (kg)	1.7



The Milwaukee Story
M18
M12
FORCELOGIC
Site Lighting
Battery & Charger
Corded
Hand Tools
Storage & Safety Solutions
Accessories

The Milwaukee Story
M18
M12
FORCELOGIC
Site Lighting
Battery & Charger
Corded
Hand Tools
Storage & Safety Solutions
Accessories

**M12 FUEL
STRAIGHT DIE GRINDER**

M12 FDGS

Voltage	12V
No Load Speed (rpm)	0-10000, 0-15000 0-21000
Collet Size (mm)	6.0 / 8.0
Length (mm)	283
Weight w/ 3.0Ah Battery Pack (kg)	0.8



**M12 FUEL
RIGHT ANGLE DIE GRINDER**

M12 FDGA

Voltage	12V
No Load Speed (rpm)	0-10000, 0-15000 0-20000, 0-24500
Collet Size(s)	6.0 / 8.0
Length (mm)	119
Weight w/ 3.0Ah Battery Pack (kg)	0.8



**M12 FUEL
COMPACT CIRCULAR SAW**

M12 CCS44

Voltage	12V
No Load Speed (rpm)	0-3600
Blade Diameter (mm)	140
Bore Size (mm)	20
Max. Cutting Depth 90° (mm)	44
Max. Cutting Depth 45° (mm)	33
Weight w/ 4.0Ah Battery Pack (kg)	2.7



**M12 FUEL
CUT OFF TOOL**

M12 FCOT

Voltage	12V
No Load Speed (rpm)	20000
Max. Disc Diameter (mm)	76
Max. Cutting Depth (mm)	16.3
Arbor Size (mm)	10
Weight w/ 6.0Ah Battery Pack (kg)	1.3



**M12
COMPACT BANDSAW**

M12 BS

Voltage	12V
No Load Speed (rpm)	0-85
SFPM	280
Max. Cutting Capacity (mm)	41x41
Switch Type	On / Off Trigger
Blade Length (mm)	687.57
Weight w/ 4.0Ah Battery Pack (kg)	3.2



**M12
COMPACT JIGSAW**

M12 JS

Voltage	12V
No Load Speed (rpm)	0-2800
Stroke Length (mm)	19
Max. Bevel Angle (°)	45
Max. Cutting Depth Wood (mm)	40
Max. Cutting Capacity Aluminium (mm)	15
Weight w/ 2.0Ah Battery Pack (kg)	2.1



**M12
RIVET TOOL**

M12 BPRT

Voltage	12V
Max. Pulling Force (N)	9000
Rivet Diameter Range (mm)	2.4-4.8
Rivet Diameter (mm)	2.4, 3.2, 4.0, 4.8
Stroke Length (mm)	20.32
Weight w/ 2.0Ah Battery Pack (kg)	2.1



**M12
SOLDERING IRON**

M12 SI

Voltage	12V
Heat Up Time (s)	20 - 30
Interchangeable Tips	Chisel & Pointed
LED	Yes
Run-time (min)	60
Length (mm)	294
Weight w/ 2.0Ah Battery Pack (kg)	0.5



**M12
COMPACT ROTARY TOOL**

C12 RT

Voltage	12V
No Load Speed (rpm)	5000-32000
Collet Capacity (mm)	0.8, 1.6, 2.4, 3.2
Weight w/ 2.0Ah Battery Pack (kg)	0.8



**M12
COMPACT POLISHER**

M12 BPS

Voltage	12V
No Load Speed Gear 1 (rpm)	0-2800
No Load Speed Gear 2 (rpm)	0-8300
Disc Diameter (mm)	76
Spindle Size	M9 x 0.75
Weight w/ 4.0Ah Battery Pack (kg)	1.0



**M12
SUB COMPACT INFLATOR**

M12 BI

Voltage	12V
No Load Air Delivery (l/min)	24.9
Max. Pressure (bar/psi)	8.27 / 120
Hose Length (mm)	660
Gauge Accuracy (%)	+/- 3%
Duty Cycle	50% at 10min On and 10 min off
Dimensions (mm)	190.5 x 165.1
Weight w/ 6.0Ah Battery Pack (kg)	1.8



**M12
COMPACT MULTI TOOL**

C12 MT

Voltage	12V
No Load Speed (rpm)	5000-20000
Oscillation Angle Left/ Right (°)	1.5
Weight w/ 2.0Ah Battery Pack (kg)	1.2



**M12 AIRSNAKE
DRAIN CLEANING AIR GUN**

M12 DCAG

Voltage	12V
Drain Line Capacity (mm)	25-100
Air Pressure (PSI)	0-50
Variable Pressure Dial	Yes
Clearing Distance (m)	10.6
Automatic Pressure Loading	Yes
LED Work Light	Yes
Weight w/ 2.0Ah Battery Pack (kg)	3.3



**M12 COMPACT DRAIN CLEANER
WITH SPIRAL DIAMETER 6 MM**

M12 BDC6

Voltage	12V
No Load Speed (rpm)	0-500
Max. Drain Diameter (mm)	50
Spiral Diameter (mm)	6
Spiral length (m)	7.6
Weight w/ 2.0Ah Battery Pack (kg)	4.2



M12 COMPACT CABLE CUTTER

M12 CC

Voltage	12V
Max. Cutting Diameter (mm)	32
Cutting force (kN)	32
Speed Settings	2
Weight w/ 4.0Ah Battery Pack (kg)	3.0



M12 COMPACT PEX CUTTER

C12 PPC

Voltage	12V
No Load Speed (rpm)	0-500
Max. Cutting Capacity (mm)	50
On Board LED	Yes
Weight w/ 2.0Ah Battery Pack (kg)	1.9



M12 COMPACT COPPER PIPE CUTTER

C12 PC

Voltage	12V
No Load Speed (rpm)	0-500
Minimum Space for Tube Cutting (mm)	80
Weight w/ 2.0Ah Battery Pack (kg)	1.7



M12 COMPACT PEX EXPANSION TOOL

C12 PXP

Voltage	12V
Stroke Length (mm)	14
Speed (spm)	60
Max. Pipe dia. 6 Bar (mm)	32 x 2.9
Included Heads (mm)	16, 20, 25
Weight w/ 2.0Ah Battery Pack (kg)	1.9



M12 GREASE GUN

M12 GG

Voltage	12V
Max. Operating Pressure (bar/psi)	562 / 8000
Flow System	Plunger Type with Air Bleeder Valve
Loading System	1. Cartridge (400ml) 2. Bulk (473ml) 3. Suction
Hose Type	High Pressure w/ Spring Guard and Grease Coupler
Hose Dimensions (mm)	914 X 14.4 (dia.)
Weight w/ 2.0Ah Battery Pack (kg)	3.2



M12 THERMAL DETECTOR

M12 TD

Voltage	12V
Sensor Resolution	7854 pixels (102 x 77)
Temperature Range (°C)	-10 to 330
Accuracy (°C)	±5°C or 5%
Thermal Sensitivity (°C)	0.1 at 30
Distance to Spot Ratio	83:1
Screen Size (mm)	61
Image File Formats	PNG, DAT, JPG, BMP
Data Storage	2GB (Upgradeable to 32GB)
Weight w/ 2.0Ah Battery Pack (kg)	0.4



M12 COMPACT CAULK GUN

M12 PCG

Voltage	12V
Max. Pushing Force (N)	1780
Speed Settings	6
Accessory	310ml Conversion Kit (48-08-0900) 400ml Conversion Kit (PCG12ACCY01) 600ml Conversion Kit (48-08-0905)



**M12 COMPACT CAULK GUN
W/ 310ML CARTRIDGE HOLDER**

M12 PCG/310C

Voltage	12V
Max. Pushing Force (N)	1780
Speed Settings	6
Standard Equipment (ml)	310
Weight w/ 2.0Ah Battery Pack (kg)	1.9



M12 HEATED VEST

M12 HV BLACK6

Voltage	12V
Color	Black
Outer Material	GRIDIRON
Inner Material	Thermal Knit Fleece
Heat Elements	Core zone: R Chest, L Chest, Back
Heat Settings	High, Medium, Low
Runtime w/ 2.0Ah Battery Pack (h)	6hrs / 3.5hrs / 2hrs
Washing	Washer and Dryer Safe



M12 M18 BLUETOOTH® JOBSITE SPEAKER

M12-18 JSSP

Bluetooth® Compatible	Yes
Bluetooth® Range (m)	30
Total Harmonic Distortion	0.28%
Amplifier	40 W, 2x 20 W Channels
USB Charger Output (Amp)	2.1
Length (cm)	36
Weight (kg)	2.3



M12 JOBSITE BLUETOOTH® SPEAKER

M12 JSSP

Voltage	12V
Speaker Output (W)	5
USB Output (V/Amp)	5.0/2.1
Sound quality AUX. input (Hz)	35 - 20k
Bluetooth Input (Hz)	55 - 16k
Transmission Range (min)	10
Runtime w/ 4.0Ah Battery Pack (h)	25
Weight without Battery Pack (kg)	0.5



M12 RADIO WITH MP3 PLAYER CONNECTION

C12 JSR

Voltage (DC)	12V
Voltage (AC)	220-240
Dimensions (mm)	267 x 102 x 178
Mute Button for Instant Volume Kill	Yes
Speaker output (W)	10
Weight w/ 2.0Ah Battery Pack (kg)	1.8



M18
M12
FORCE LOGIC
SITE LIGHTING
BATTERY & CHARGER
CORDED
HAND TOOLS
STORAGE & SAFETY SOLUTIONS
ACCESSORIES

THE SMARTEST WAY TO WORK

FORCELOGIC™



M18 FORCE LOGIC 700 BAR HYDRAULIC PUMP

Force Output (bar)	700 (10,000 psi)
Oil Delivery Low Pressure (l/min)	2.0
Oil Delivery High Pressure (l/min)	0.4
Oil Capacity (L)	1.3
Remote Controller	Wired & Wireless
Adaptive Pressure Control	PFM
Weight w/ 12.0Ah Battery Pack (kg)	16.5

M18 HUP700R



M18 FORCE LOGIC 6 TON CU/AL CABLE CUTTER

Voltage	18V
Capacity (mm)	Copper: 35 Aluminum: 35
Cut Speed (s)	3
No. of Cuts/Blade	3,000+
No. of Cuts/Battery Charge	150+
Head Rotation (°)	350
Auto Retraction	Yes
Weight w/ 5.0Ah Battery Pack (kg)	3.7

M18 HCC



6T CUTTER JAWS AND ACCESSORIES

6T Cutter Jaws

49162772	Cu/AL Jaws & Blade
49162773	ACSR Jaws & Blade

6T Cutter Replacement Blades

48440411	Cu/AL Replacement Blades
48440412	ACSR Replacement Blades



49162772 49162773 48440411 48440412

M18 FORCE LOGIC UNDERGROUND CABLE CUTTER


Voltage	18V
Cutting Range Diameter (mm)	Copper: 75 Aluminum: 75
Cut Speed (s)	9.5
No. of Cuts Per 5.0Ah Battery Pack	100+
Head Rotation (°)	340
Output Force (tons)	9
Weight w/ 5.0Ah Battery Pack (kg)	7.9

M18 HCC75



UNDERGROUND CUTTER ACCESSORIES

49162774	Replacement underground cutter blade
----------	--------------------------------------



M18 FORCE LOGIC UNDERGROUND CABLE CUTTER W/ WIRELESS REMOTE

M18 HCC75R

Voltage	18V
Cutting Range Diameter (mm)	Copper: 75 Aluminum: 75
Cut Speed (s)	9.5
Wireless Remote	Yes
Max. Distance for Remote Cutting (m)	25
No. of Cuts Per 5.0Ah Battery Pack	100+
Head Rotation (°)	340
Output Force (tons)	9
Weight w/ 5.0Ah Battery Pack (kg)	7.9



M18 FORCE LOGIC OVERHEAD CABLE CUTTER

M18 HCC45

OVERHEAD CUTTER ACCESSORIES

49162775 Replacement overhead cutter

Voltage	18V	
Cutting Range Diameter (mm)	Copper:	44
	Aluminum:	44
Cut Speed (s)	7.7	
No. of Cuts per 5.0Ah Battery Pack	100+	
Head Rotation (°)	340	
Output Force (tons)	9	
Weight w/ 5.0Ah Battery Pack (kg)	6	



M18 FORCE LOGIC 6T COMMERCIAL CRIMPER

M18 HCCT

M18 FORCE LOGIC 12T UTILITY CRIMPER

M18 HCCT109/42

Voltage	18V	
Range (mm ²)	Copper:	300
	Aluminum:	150
Crimp Speed (s)	3	
PFM Adaptive Pressure Control System	Yes	
No. of Crimps per 2.0Ah Battery Pack	220+	
Head Rotation (°)	350	
Output Force (tons)	6	
Weight w/ 2.0Ah Battery Pack (kg)	3.7	



Voltage	18V	
Range (mm ²)	Copper:	400
	Aluminum:	300
Max. ACSR Wire Capacity (mm ²)	297	
Crimp Speed (s)	7	
PFM Adaptive Pressure Control System	Yes	
No. of Crimps per 5.0Ah Battery Pack	100+	
Head Rotation (°)	340	
Output Force (tons)	12	
Weight w/ 5.0Ah Battery Pack (kg)	5.6	



M18 FORCE LOGIC 6 TON KNOCKOUT TOOLS

M18 HKP

Voltage	18V	
Hole Diameter (mm)	Max. 100	
Thickness (mm)	Mild Steel:	3.0
	Stainless Steel:	2.5
No. of Holes per 2.0Ah Battery Pack	120	
Output Force (tons)	6	
Weight w/ 2.0Ah Battery Pack (kg)	2.0	

- Included:
- (49-16-2680) 7/16" (11 mm) Draw Stud
 - (49-16-2681) 3/4" (19 mm) Draw Stud
 - Quick Connect Alignment System
 - EXACT 1/2" (12 mm) to 2" (50 mm) Conduit Punches and Dies
 - (2) M18 REDLITHIUM 2.0 Batteries
 - M18 and M12 Multi-voltage Charger
 - Carrying Case



EXACT 1/2" - 2" HAND RATCHET KNOCKOUT SET

49-16-2694

Hole Diameter (mm)	50	
Thickness (mm)	Mild Steel:	3.0
	Stainless Steel:	2.5
Weight (kg)	5.4	

- Included:
- Hand ratchet
 - 3/8" (10mm) and 3/4" (19mm) Ball Bearing Draw Studs
 - EXACT 1/2" (12 mm) to 2" (50 mm) Conduit Punches and Dies
 - Grease tube
 - Carrying case



M18
M12
FORCE LOGIC
SITE LIGHTING
BATTERY & CHARGER
CORDED
HAND TOOLS
STORAGE & SAFETY SOLUTIONS
ACCESSORIES

ADAPTS. PERFORMS. SURVIVES.

REDLITHIUM
USB

M12

M18

HIGH OUTPUT LIGHTING




LIGHTING APPLICATION TYPES

PERSONAL LIGHTING



Extremely compact lights meant to be held or worn on your person

TASK LIGHTING



Mobile lighting used for a specific task or project

SPECIALITY LIGHTING



Innovative lights optimized for specific applications

HANDHELD LIGHTING



Handheld lights used for scanning and inspecting

AREA LIGHTING



Stationary lighting used to light a full workspace

HIGH OUTPUT LIGHTING

ADAPTS. PERFORMS. SURVIVES.

TRUEVIEW

HIGH OUTPUT LIGHTING

All of Milwaukee's Lighting Solutions Include TRUEVIEW Technology


Milwaukee uses the highest quality LEDs and optics to provide TRUEVIEW Lighting that gives users the brightness and clarity without distorting colors. The lights keep a neutral color temperature to provide the accurate and clear lighting environment for any application.



- Halogen Light
- Yellow Color



- Natural Color
- True Representation of Color & Detail



- Blue Tint
- Distorts Color & Detail

WARM

NEUTRAL

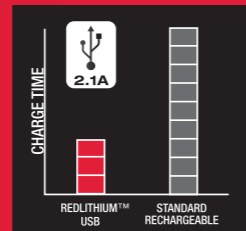
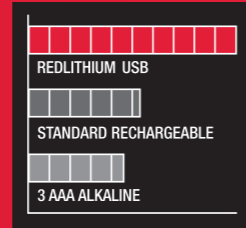
COOL



Milwaukee delivers the industry's first line of trade focused, high performance personal lights designed to **ADAPT, PERFORM AND SURVIVE.** Built to withstand the toughest conditions on and off the jobsite, Milwaukee lights combine the cordless battery and LED technology delivering convenient, portable solutions that increase productivity and safety.



POWERED BY



ALL DAY RUN-TIME*

OVER 2,000 RECHARGES

FASTER CHARGE TIME**

*Dependent on mode selection and based on 10 hour work day
**Compared to 0.5a charge rate

REDLITHIUM USB RECHARGEABLE ACCESSORIES



REDLITHIUM USB BATTERY

L4B2

REDLITHIUM USB CHARGER

L4C

- External Charger for REDLITHIUM USB Battery
- Stores Battery When Not in Use

REDLITHIUM USB CHARGER AND BATTERY STARTER KIT

L4 NRG

CHARGE BATTERY VIA MICRO USB CORD

In Product



-OR-

With Charger



REDLITHIUM USB RECHARGEABLE COMPACT FLASHLIGHT

L4 MLED


Voltage	4V
Max. Lumens	700 / 100 / 700
Max. Runtime (h)	4.5 / 16 / 9
Beam Pattern	Flood / Spot
IP Rating	IP67
Beam Distance (m)	155
Battery Platform	REDLITHIUM USB
No. of Modes	3



REDLITHIUM USB RECHARGEABLE PIVOTING WORK LIGHT

L4 PWL

Voltage	4V
Max. Lumens	500 / 400 / 100
Max. Runtime (h)	3 / 3 / 10
Beam Pattern	Spot Beam / Flood High / Flood Low
Beam Distance (m)	155
Battery Platform	REDLITHIUM USB
No. of Modes	3



REDLITHIUM USB RECHARGEABLE FOLDING FLOOD LIGHT

L4 FFL

Voltage	4V
Max. Lumens	550 / 250 / 100
Max. Runtime (h)	2 / 4.5 / 11.5
Beam Pattern	Flood High / Med / Low
Battery Platform	REDLITHIUM USB
No. of Modes	3



REDLITHIUM USB RECHARGEABLE PERSONAL FLOOD LIGHT

L4 FL

Voltage	4V
Max. Lumens	445 / 100
Max. Runtime (h)	2 / 11
Beam Pattern	High / Low
Battery Platform	REDLITHIUM USB
No. of Modes	2



REDLITHIUM USB RECHARGEABLE LOW-PROFILE HEADLAMP

L4 HLRP

Voltage	4V
Max. Lumens	600 / 350 / 125 / 25
Max. Runtime (h)	2 / 6 / 10 / 25
Beam Pattern	Flood High / Medium / Low / Eco
IP Rating	IP54
Beam Distance (m)	100
Battery Platform	REDLITHIUM USB
No. of Modes	4



REDLITHIUM USB RECHARGEABLE HARD HAT LAMP

L4 HL

Voltage	4V
Max. Lumens	475 / 300 / 150 / 25 / 300
Max. Runtime (h)	2 / 4.5 / 8.5 / 31 / 4
Beam Pattern	Spot / Flood / Flood High / Flood Medium / Flood Low / Spot High
Beam Distance (m)	100
Battery Platform	REDLITHIUM USB
No. of Modes	5



REDLITHIUM USB RECHARGEABLE HI-VIS HARD HAT LAMP

L4 HLVIS

Voltage	4V
Max. Lumens	600 / 400 / 150 / 25 / 400
Max. Runtime (h)	2 / 4 / 8 / 20 / 4
Beam Pattern	Flood / Spot
Beam Distance (m)	125
Battery Platform	REDLITHIUM USB
No. of Modes	3



ALKALINE INSPECTION PEN LIGHT

IPL-LED

Modes	High
Lumens	100
Runtime (h)	3
IP Rating	IP67
Beam Distance (m)	43



ALKALINE SLIM HEADLAMP

HL-LED

Max. Lumens	300 / 150 / 25
Max. Runtime (h)	4 / 8.5 / 31
Beam Pattern	High / Medium / Low
Battery Platform	AAA
No. of Modes	3



ALKALINE SPOT / FLOOD HEADLAMP

HL-SF

Max. Lumens	450 / 350 / 150 / 25 / 350
Max. Runtime (h)	2 / 4 / 10 / 26 / 4
Beam Pattern	Spot / Flood High / Medium / Low / Spot High
Beam Distance (m)	100
Battery Platform	AAA
No. of Modes	5



M12 LED STAND LIGHT

M12 SAL

Voltage	12V
Modes	High Low
Lumens	1400 700
Runtime (h)	4 10
Head Rotation (°)	210 Vertically, 270 Horizontally
Max. Height (m)	1.7
Collapsed (m)	0.8
Weight without Battery Pack (kg)	3.1



M12 LED UNDERHOOD LIGHT

M12 UHL

Voltage	12V
Modes	High Low
Lumens	1350 600
Runtime (h)	4 8
Hands-free	FINISHGUARD hooks, Stainless steel hook
IP Rating	IP54
Weight without Battery Pack (kg)	1.1



M12 LED TORCH

M12 TLED

Voltage	12V
Modes	High
Lumens	100
Runtime (h)	15
Head Rotation (°)	90
Hands-free	Integrated Magnet
IP Rating	IP54
Weight without Battery Pack (kg)	0.4



M12 LED SPOT LIGHT

M12 SLED

Voltage	12V
Modes	High Low Strobe
Lumens	750 400 750
Runtime (h)	4 8 8
Beam Distance	640
IP Rating	IP54
Weight without Battery Pack (kg)	0.6



M12 LED METAL FLASHLIGHT

M12 MLED

Voltage	12V
Modes	High Low Strobe
Lumens	800 325 800
Runtime (h)	5 7 7
Beam Distance	340
Light Type	Beam Spot / Flood Lighting
IP Rating	IP54
Weight without Battery Pack (kg)	0.5



M12 LED LANTERN LIGHT

M12 LL

Voltage	12V
Modes	High Medium Low Strobe
Lumens	400 200 40 400
Runtime (h)	8 15 67 16
Head Rotation (°)	180 - 360
USB Charger	2.1A
Hands-free	2 Stainless Steel Hooks
IP Rating	IP54
Weight without Battery Pack (kg)	0.4



M12 LED STICK LIGHT

M12 SL

Voltage	12V
Modes	High
Lumens	220
Runtime (h)	11
Hands-free	Multi-position Stainless Steel Hook
Weight without Battery Pack (kg)	0.2



M12 LED AREA LIGHT

M12 AL

Voltage	12V
Modes	High Medium Low
Lumens	1000 400 200
Runtime (h)	3.5 7.5 15
Hands-free	Integrated Magnets, Spring Loaded Clamp, Key Hole Hanger, Wire Hanger
IP Rating	IP54
Weight without Battery Pack (kg)	1.0



M18 LED SEARCH LIGHT

M18 SLED

Voltage	18V
Modes	Spot/Flood Flood Spot Strobe
Lumens	1250 1200 600 1200
Runtime (h)	4 4 7 5
Head Rotation (°)	198
Beam Distance (m)	650
IP Rating	IP54
Weight without Battery Pack (kg)	0.4



M18 LED AREA LIGHT

M18 AL

Voltage	18V
Modes	High Low
Lumens	1500 780
Runtime (h)	5 10
Hands-free	Keyhole Hanger, EMT hanger
Weight without Battery Pack (kg)	1.5



M18 LED PIVOTING AREA LIGHT

M18 PAL

Voltage	18V
Modes	High Medium Low
Lumens	1500 650 300
Runtime (h)	4.5 10 20
Head Rotation (°)	180 & 330
Hands-free	Integrated Magnets, Spring Loaded Clamp, Key Hole Hanger, Wire hanger
IP Rating	IP54
Weight without Battery Pack (kg)	2.1



M18 LED TASK/AREA LIGHT

M12 TAL

Voltage	18V
Modes	High Medium Low
Lumens Area	2200 1100 550
Mode	
Lumens Flood Mode	100 500 250
Runtime (h)	4 8 16
Weight without Battery Pack (kg)	2.5



M18 LED TORCH

M18 TLED

Voltage	18V
Modes	High
Lumens	100
Runtime (h)	29
Head Rotation (°)	135
Hands-free	Integrated Hook
IP Rating	IP54
Weight without Battery Pack (kg)	0.7



M18 LED REMOTE STAND LIGHT

M18 ONERSAL

Voltage	18V
Modes	High Medium Low
Lumens	5400 3100 1600
Runtime (h)	7 12.5 26
Head Rotation (°)	220° Vertical and Horizontal
Max. Height (m)	1.65
Collapsed (m)	0.5
IP Rating	IP67
Weight without Battery Pack (kg)	8.7



M18 LED LANTERN LIGHT

M18 LL


Voltage	18V
Modes	High Medium Low Strobe
Lumens	700 350 70 700
Runtime (h)	10 20 100 16
Head Rotation (°)	180 - 360
USB Charger	2.1A
Hands-free	2 Stainless Steel Hooks
IP Rating	IP54
Weight without Battery Pack (kg)	0.5



M18 LED STAND LIGHT

M18 SAL

Voltage	18V
Modes	High Medium Low
Lumens	2000 1300 850
Runtime (h)	4 6 10
Head Rotation (°)	240° Vertical, 220° Horizontal
Max. Height (m)	2.2
Collapsed (m)	1.1
IP Rating	IP54
Weight without Battery Pack (kg)	6.4



M18 LED HIGH PERFORMANCE AREA LIGHT

M18 HAL

Voltage	18V
Modes	High Medium Low
Lumens	3000 1500 650
Runtime (h)	2 4 9
Head Rotation (°)	240°
Hands-free	3 Keyholes
Weight without Battery Pack (kg)	2.8



M18 LED UTILITY LIGHT

M18 UBL

Voltage	18V
Modes	Flood Spot/Flood Spot
Lumens	2500 2200 800
Runtime (h)	4 4 6
Head Rotation (°)	180° Vertical and horizontal
Hands-free	Spring-loaded Clamp
Beam Distance (m)	450
IP Rating	IP56
Weight without Battery Pack (kg)	4.8



M18
M12
FORCE LOGIC
SITE LIGHTING
BATTERY & CHARGER
CORDED
HAND TOOLS
STORAGE & SAFETY SOLUTIONS
ACCESSORIES

REDLITHIUM-ION BATTERY TECHNOLOGY



REVOLUTIONARY PERFORMANCE

SUPER PACK CONSTRUCTION




BATTERY FUEL GAUGE
Displays remaining run-time



TEMP CONTROL CELL FRAME
Provides a strong structure and transfers energy efficiently for maximum life

PATENTED REDLINK PLUS™ INTELLIGENCE
Protects the pack in abusive situations, provides optimum performance, and monitors the cells for maximum life



SHOCK RESPONSIVE SEPARATORS
Prevents pack failure from vibration or drops

SINGLE PIECE CELL CARRIER
Full enclosure protects cells and provides a strong structure delivering maximum durability



LITHIUM-ION BATTERY CELLS
Deliver high power

RUBBER OVERMOLD
Protects cells and pack during drops and provides maximum life



* Compared with previous Milwaukee battery technology. Results dependent on voltage, tool and application.

REDLITHIUM™-ION HIGH OUTPUT

LITHIUM-ION BATTERY TECHNOLOGY




M™-Technology offers a new power dimension in cordless tools. M™ Class battery packs up to 28 volts enable applications with cordless tools where corded tools had to be used before.



The extreme weather performance of Li-Ion cells guarantees independence from weather conditions. They always work, from -20° Celsius to +75° Celsius.



The on board battery fuel gauge displays the remaining power. Empty batteries on the job site are obsolete.



Up to 100% more runtime than existing NiCd or NiMH batteries enables you to work longer without recharging batteries.



Less weight - more power: despite having more power, these battery packs are much lighter than the known NiCd / NiMH packs, more ergonomic, less physical fatigue.



Consistent, fade free power guarantees the same performance from the first use until you have to recharge the battery. Due to the patented control electronics every single cell is under permanent inspection. This increases the lifetime and always supplies full power.



Environmentally friendly! With no heavy metals, M™-Technology batteries are more environmentally friendly than other high powered, rechargeable batteries currently used in power tools.



Hassle-free charging due to M™-Technology charger. Equipped with a performance optimizing circuit, Li-Ion batteries run more efficiently, charge quickly and are ready to go back to work faster.

REDLITHIUM™-ION CURRENT

HO REDLITHIUM™-ION HIGH OUTPUT BATTERY TECHNOLOGY NEW

REDLITHIUM™-ION CELL

- High Power Cell
- Fade Free Performance
- Lasts in Extreme Environments



In Addition

- New Larger Cell
- Higher Power Density
- Runs Cooler
- Lower Electrical Resistance




REDLINK™ ELECTRONICS

- Individual Cell Monitoring
- Digital Overload Protection
- System Performance Optimisation



In Addition

- New High Power Processor
- Higher Current Handling
- Maintains Existing M18™ System Compatibility



CONSTRUCTION

- Best-in-Class Pack Construction
- Long-lasting Reliability
- Proven Durability on the Jobsite



In Addition

- New Ground Up Construction
- Improved Current Flow
- Lower Temperature Rise



BENEFITS

WORKS FASTER, LONGER, HARDER & EXTREMER*

- More Power*
- More Run-Time*
- Longer Battery Life*
- Works Down to -20°C

* vs. standard lithium-ion technologies

MOST POWERFUL MILWAUKEE™ BATTERY EVER

- Up to 50% More Power
- Up to 33% More Run-time
- Runs up to 50% Cooler
- Works Down to -28°C

** vs. standard REDLITHIUM™-ION batteries in high current draw applications
*** 12.0Ah vs. 9.0Ah

APPLICATION

All professional trade applications

High demand applications requiring high output current

BATTERY RANGE



M12 REDLITHIUM-ION 2.0Ah BATTERY PACK

M12B2

Voltage	12V
Capacity	2.0 Ah
Battery Type	Lithium-Ion
Weight (kg)	0.2



M12 REDLITHIUM-ION 3.0Ah BATTERY PACK

M12B3

Voltage	12V
Capacity	3.0 Ah
Battery Type	Lithium-Ion
Weight (kg)	0.2



M12 REDLITHIUM-ION 4.0Ah BATTERY PACK

M12B4

Voltage	12V
Capacity	4.0 Ah
Battery Type	Lithium-Ion
Weight (kg)	0.4



M12 REDLITHIUM-ION 6.0Ah BATTERY PACK

M12B6

Voltage	12V
Capacity	6.0 Ah
Battery Type	Lithium-Ion
Weight (kg)	0.4



M18 REDLITHIUM-ION 2.0Ah BATTERY PACK

M18B2

Voltage	18V
Capacity	2.0Ah
Battery Type	Lithium-Ion
Weight (kg)	0.4



M18 REDLITHIUM-ION 4.0Ah BATTERY PACK

M18B4

Voltage	18V
Capacity	4.0Ah
Battery Type	Lithium-Ion
Weight (kg)	0.7



M18 REDLITHIUM-ION 5.0Ah BATTERY PACK

M18B5

Voltage	18V
Capacity	5.0Ah
Battery Type	Lithium-Ion
Weight (kg)	0.7



M18 REDLITHIUM-ION HIGH OUTPUT 3.0Ah BATTERY

M18 HB3

Voltage	18V
Capacity	3.0
Battery Type	Lithium-Ion
Weight (kg)	0.7



M18 REDLITHIUM-ION HIGH OUTPUT 6.0Ah BATTERY

M18 HB6

Voltage	18V
Capacity	6.0
Battery Type	Lithium-Ion
Weight (kg)	1.1



M18 REDLITHIUM-ION HIGH OUTPUT 8.0Ah BATTERY

M18 HB8

Voltage	18V
Capacity	8.0
Battery Type	Lithium-Ion
Weight (kg)	1.1



M18 REDLITHIUM-ION HIGH OUTPUT 12.0Ah BATTERY

M18 HB12

Voltage	18V
Capacity	12.0
Battery Type	Lithium-Ion
Weight (kg)	1.7



M12 M18
RAPID CHARGER

M12-18FC

System	M12 / M18
Charging time	M18 2.0 Ah - 26 min M18 5.0 Ah - 59 min M18 9.0 Ah - 95 min M18 HB 3.0 Ah - 35 min M18 HB 8.0 Ah - 87 min M18 HB 12.0 Ah - 130 min
Weight (kg)	0.7



M12 M18
CHARGER

M12-18C

System	M12 / M18
Charging time	M18 2.0 Ah - 40 min M18 5.0 Ah - 100 min M18 9.0 Ah - 180 min M18 HB 3.0 Ah - 65 min M18 HB 8.0 Ah - 167 min M18 HB 12.0 Ah - 250 min
Weight (kg)	0.7



M12 M18
VEHICLE CHARGER

M12-18AC

System	M12 / M18
Charging time	M12 3.0 Ah - 90 min M12 6.0 Ah - 165 min M18 2.0 Ah - 70 min M18 5.0 Ah - 140 min
Weight (kg)	0.7



M12 M18
RAPID CHARGE STATION

M12-18C3

System	M12 / M18
Charging time	M18 2.0 Ah - 26 min M18 5.0 Ah - 59 min M18 9.0 Ah - 95 min M18 HB 3.0 Ah - 35 min M18 HB 8.0 Ah - 87 min M18 HB 12.0 Ah - 130 min
Weight (kg)	3.8



M12
CHARGER

C12C

System	M12
Charging time	2.0 Ah - 40 min 3.0 Ah - 70 min 4.0 Ah - 80 min 6.0 Ah - 130 min
Weight (kg)	0.5



M12
TRAVEL CHARGER

M12 TC

System	M12
Charging time	2.0 Ah 0 - 174min 4.0 Ah 0 - 347min 6.0 Ah 0 - 525min
Weight (kg)	0.2



M18
POWER SUPPLY

M18 USB PS HJ2

System	M18
Length (mm)	83
USB Port	2.1 Amps
Weight w/ 2.0Ah Battery Pack (kg)	1.0



M18
M12
FORCE LOGIC
SITE LIGHTING
BATTERY & CHARGER
CORDED
HAND TOOLS
STORAGE & SAFETY SOLUTIONS
ACCESSORIES

DRIVEN TO OUTPERFORM



**PFH 24E SDS-PLUS
24 MM ROTARY HAMMER (2-MODE)** PFH 24E

Power Input (W)	670
Blow Energy (EPTA)(J)	1.9
Max. Percussion Rate (bpm)	0-3700
Max. Drilling: Concrete (mm)	24
Steel (mm)	13
Wood (mm)	30
Vibration Level (3-axis) Drilling into Concrete (m/s2)	15.5
Weight (kg)	2.5



**PFH 26 SDS-PLUS
26 MM ROTARY HAMMER (2-MODE)** PFH 26

Power Input (W)	725
Blow Energy (EPTA)(J)	2.4
Max. Percussion Rate (bpm)	0-4500
Max. Drilling: Concrete (mm)	26
Steel (mm)	13
Wood (mm)	30
Vibration Level (3-axis) Drilling into Concrete (m/s2)	13.5
Weight (kg)	2.4



**PH 26 SDS-PLUS
26 MM ROTARY HAMMER (3-MODE)** PH 26

Power Input (W)	725
Blow Energy (EPTA)(J)	2.4
Max. Percussion Rate (bpm)	0-4500
Max. Drilling: Concrete (mm)	26
Steel (mm)	13
Wood (mm)	30
Vibration Level (3-axis) Drilling into Concrete (m/s2)	13.5/8.5
Weight (kg)	2.4



**PH 26T SDS-PLUS
26 MM ROTARY HAMMER (3-MODE)** PH 26T

Power Input (W)	800
Blow Energy (EPTA)(J)	2.4
Max. Percussion Rate (bpm)	0-4500
Max. Drilling: Concrete (mm)	26
Steel (mm)	13
Wood (mm)	30
Vibration Level (3-axis) Drilling into Concrete (m/s2)	13.6/11.9
Weight (kg)	2.8



**PH 28 SDS-PLUS
28 MM ROTARY HAMMER (3-MODE)** PH 28

Power Input (W)	820
Blow Energy (EPTA)(J)	3.4
Max. Percussion Rate (bpm)	0-4000
Max. Drilling: Masonry (mm)	28
Steel (mm)	13
Wood (mm)	30
Vibration Level (3-axis) Drilling into Concrete (m/s2)	22.0/14.0
Weight (kg)	2.7



**PLH 28 E / PLH 28 XE
SDS-PLUS 28 MM L-SHAPED ROTARY
HAMMER (3-MODE)** PLH 28 E / PLH 28 XE (FIXTEC)

Power Input (W)	800
Blow Energy (EPTA)(J)	4.8
Max. Percussion Rate (bpm)	0-4000
Max. Drilling: Masonry (mm)	28
Steel (mm)	13
Wood (mm)	40
Vibration Level (3-axis) Drilling into Concrete (m/s2)	10.6/13.0
Weight (kg)	3.4/ 3.6 (Fixtec)



**KANGO 540S SDS-MAX
40 MM COMBINATION HAMMER** Kango 540S

Power Input (W)	1100
Blow Energy (EPTA)(J)	7.5
Max. Percussion Rate (bpm)	0-3000
Max. Drilling Solid Bit/Tunnel Bit (mm)	40/65
No Load Speed (rpm)	0-430
Anvil Type	SDS-Max
Vibration Level (3-axis) Drilling into Concrete (m/s2)	16.8/6.7
Weight (kg)	6.3



**KANGO 750S SDS-MAX
50 MM COMBINATION HAMMER** Kango 750S

Power Input (W)	1550
Blow Energy (EPTA)(J)	11.9
Max. Percussion Rate (bpm)	0-2740
Max. Drilling Solid Bit/Tunnel Bit (mm)	50/80
No Load Speed (rpm)	0-300
Anvil Type	SDS-Max
Vibration Level (3-axis) Drilling into Concrete (m/s2)	9.5/ 9.1
Weight (kg)	8.2



**KANGO 500 S SDS-MAX
5 KG DEMOLITION HAMMER** Kango 500S

Power Input (W)	1300
Blow Energy (EPTA)(J)	8.5
Full Load Hammer Action (bpm)	0-2840
Beats per min. (soft mode)	2200
Anvil Type	SDS-Max
Vibration Level (3-axis) Drilling into Concrete (m/s2)	9.0
Weight (kg)	6.3



**HDE 13RQX ROTARY DRILL 950 W
VARIABLE SPEED - HIGH TORQUE** HDE 13RQX

Power Input (W)	950
No Load Speed (rpm)	0-850
Max. Static Stalling Torque (Nm)	94
Max. Drilling: Concrete (mm)	20
Steel (mm)	13
Wood (mm)	38
Keyless Chuck (mm)	1.5-13
Chuck Spindle	1/2" x 20
Weight (kg)	2.0



**PD 705 PERCUSSION DRILL
705 W - 1-SPEED** PD 705

Power Input (W)	705
No Load Speed (rpm)	0-3000
Max. Static Stalling Torque (Nm)	13.8
Max. Drilling: Concrete (mm)	15
Steel (mm)	13
Wood (mm)	30
Keyless Chuck (mm)	1.5-13
Weight (kg)	1.9



**KANGO 900S SDS-MAX 10
KG DEMOLITION HAMMER** Kango 900S (SDS-Max fitting)
Kango 900K (K-Hex bit fitting)

Power Input (W)	1600
Blow Energy (EPTA)(J)	20
Blow Rate (under load) (bpm)	975-1950
Vibration Level (3-axis) Drilling into Chiseling (m/s2)	11
Weight (kg)	11



**PD2E 22R PERCUSSION DRILL
850 W-2-SPEED** PD2E 22R

Power Input (W)	850
No Load Speed Gear (rpm)	0-1000-3200
Max. Percussion Rate (bpm)	0-40000
Max. Static Stalling Torque Gear (Nm)	30-56
Max. Drilling: Concrete (mm)	20
Masonry (mm)	22
Wood (mm)	40
Steel (mm)	13
Chuck Capacity (mm)	13
Weight (kg)	2.8



**DCM 2-250C DIAMOND
DRILLING MOTOR** DCM 2-250C
DR 250TV (Rig)

Motor Input (W)	2800
Revolutions Low/High (rpm)	450/900
Ø Bit Capacity Low (mm)	152-250
Ø Bit Capacity High (mm)	52-152
Spindle Thread	1-1/4"
Weight (kg)	9.0



**DCM 2-350C
DIAMOND DRILLING MOTOR** DCM 2-350C
DR 350TV (Rig)

Motor Input (W)	2800
Revolutions Low/High (rpm)	300/600
Ø Bit Capacity Low (mm)	178-350
Ø Bit Capacity High (mm)	102-178
Spindle Thread	1-1/4"
Weight (kg)	9.0



**DD 2-160 XE
2 SPEED DRY DIAMOND DRILL** DD 2-160 XE

Power Input (W)	1500
No Load Speed Gear 1 (rpm)	0-1500
No Load Speed Gear 2 (rpm)	0-3000
No Load Hammer Stroke Gear 1 (rpm)	0-24000
No Load Hammer Stroke Gear 2 (rpm)	0-48000
Max. Static Stalling Torque (Nm)	50
Max. Drilling Masonry (mm)	162
Chuck Capacity (mm)	162
Weight (kg)	4.2



**IPWE 520R IMPACT WRENCH
3/4" SQUARE DRIVE**

IPWE 520R

Power Input (W)	725
No Load Speed Gear (rpm)	0-1700
Max. Bolt Diameter	M24
Impact Rate (ipm)	1000-2500
Max. Torque (Nm)	520
Anvil Type	3/4" Square
Weight (kg)	2.8



**IPWE 400R IMPACT WRENCH
1/2" SQUARE DRIVE**

IPWE 400R

Power Input (W)	725
No Load Speed Gear (rpm)	0-1700
Max. Bolt Diameter	M20
Impact Rate (ipm)	1000-2600
Max. Torque (Nm)	400
Anvil Type	1/2" Square
Weight (kg)	2.7



**AGV 21-230GEX LARGE ANGLE
GRINDER 230 MM - 2,100 W**

AGV 21-230GEX

Power Input (W)	2100
No Load Speed (rpm)	6600
Disc Diameter (mm)	230
Spindle Size	M14
Max. Cutting Depth (mm)	68
Weight (kg)	5.5



**AG 24-230E LARGE ANGLE
GRINDER 230 MM - 2,400W**

AG 24-230E
AG 24-230E/DMS

Power Input (W)	2400
No Load Speed (rpm)	0-6600
Disc Diameter (mm)	230
Spindle Size	M14
Max. Cutting Depth (mm)	68
Weight (kg)	5.3



**SSD 1100X SAWZALL
1,100 W - 28 MM STROKE LENGTH**

SSD 1100X

Power Input (W)	1100
No Load Stroke Rate (spm)	0-2900
Stroke (mm)	28
Weight (kg)	3.2



**SSPE 1300QX SAWZALL
1,300 W - 32 MM STROKE LENGTH**

SSPE 1300QX
SSPE 1300SX

Power Input (W)	1300
No Load Stroke Rate (spm)	0-3000
Stroke (mm)	32
Weight (kg)	4.2



**AP 12E POLISHER
150 MM - 1,200 W**

AP 12E

Power Input (W)	1200
No Load Speed (rpm)	900-2500
Disc Diameter (mm)	150
Spindle Size	M14
Weight (kg)	2.2



**AS 12E SANDER
180 MM - 1,200 W**

AS 12E

Power Input (W)	1200
No Load Speed (rpm)	1800-4800
Disc Diameter (mm)	180
Spindle Size	M14
Weight (kg)	2.5



**AG 7-100 S COMPACT
ANGLE GRINDER 100 MM - 720 W**

AG 7-100 S

Power Input (W)	720
No Load Speed (rpm)	11000
Disc Diameter (mm)	100
Spindle Size	M10
Weight (kg)	1.8



**AG 10-100 COMPACT
ANGLE GRINDER 100 MM - 1,000 W**

AG 10-100

Power Input (W)	1000
No Load Speed (rpm)	11000
Disc Diameter (mm)	100
Spindle Size	M10
Max. Cutting Depth (mm)	15
Weight (kg)	2.1



**HBS 120 E DEEP CUT BANDSAW
125 MM - 1,200 W**

HBS 120 E

Power Input (W)	1200
Surface Feet/ min (sfpm)	0-380
Variable Speed	Yes
Tool Free Blade Change	Yes
Capacity (mm)	125 x 125
Weight (kg)	6.5



**CHS 355 CHOP SAW
355 MM - 2,300 W**

CHS 355

Power Input (W)	2300
No Load Speed (rpm)	3800
Abrasive Wheel Diameter (mm)	355
Max. Cutting Capacity (mm) at 90°/45°	
Round Profile	125 / 100
Square Profile	115 / 80
Rectangular Profile	230 x 70
L-Shape Profile	130 x 80
Weight (kg)	18



**AGV 12-125X MEDIUM ANGLE
GRINDER 125 MM - 1,200 W**

AGV 12-125X
AGV 12-125XPD

Power Input (W)	1200
No Load Speed (rpm)	11000
Disc Diameter (mm)	125
Spindle Size	M14
Max. Cutting Depth (mm)	33
Weight (kg)	2.4



**AGV 17-125XE MEDIUM ANGLE
GRINDER 125 MM - 1,750 W**

AGV 17-125XE

Power Input (W)	1750
No Load Speed (rpm)	2600 - 11000
Disc Diameter (mm)	125
Spindle Size	M14
Max. Cutting Depth (mm)	34
Weight (kg)	2.7



**DGL 30E DIE GRINDER
LONG BODY TYPE - VARIABLE SPEED**

DGL 30E

Power Input (W)	600
Collet Diameter (mm)	6
No Load Speed (rpm)	10000-30000
Max. Grinder Wheel Dia. (At 80 m/sec) (mm)	40
(At 45 m/sec) (mm)	20
Weight (kg)	1.9



**AGV 17-150XC MEDIUM ANGLE
GRINDER 150 MM - 1,750 W**

AGV 17-150XC

Power Input (W)	1750
No Load Speed (rpm)	0-9500
Disc Diameter (mm)	150
Spindle Size	M14
Max. Cutting Depth (mm)	46
Weight (kg)	2.9



**AGV 17-180XC LARGE ANGLE
GRINDER 180 MM - 1,750 W**

AGV 17-180XC

Power Input (W)	1750
No Load Speed (rpm)	0-7600
Disc Diameter (mm)	180
Spindle Size	M14
Max. Cutting Depth (mm)	59
Weight (kg)	3.1



M18
M12
FORCE LOGIC
SITE LIGHTING
BATTERY & CHARGER
CORDED
HAND TOOLS
STORAGE & SAFETY SOLUTIONS
ACCESSORIES

ULTIMATE PRODUCTIVITY. SUPERIOR PERFORMANCE.



SHORT TAPE MEASURES

STUD TAPE MEASURE



PART #	DESCRIPTION
48-22-9906	5m STUD Tape Measure
48-22-9907	7.5m STUD Tape Measure
48-22-9918	5m/16ft STUD Tape Measure
48-22-9936	7.5m/25ft STUD Tape Measure

COMPACT MAGNETIC TAPE MEASURE



PART #	DESCRIPTION
48-22-0605	5m Compact Magnetic Tape Measure
48-22-0608	8m Compact Magnetic Tape Measure
48-22-0616	5m/16' Compact Magnetic Tape Measure
48-22-0626	8m/26' Compact Magnetic Tape Measure

COMPACT GENERAL CONTRACTOR TAPE MEASURE



PART #	DESCRIPTION	PART #	DESCRIPTION
48-22-6603	3m Tape measure	48-22-6613	3m/12ft Tape measure
48-22-6605	5m Tape measure	48-22-6617	5m/16ft Tape measure
48-22-6608	8m Tape measure	48-22-6626	8m/26ft Tape measure

COMPACT AUTOLOCK TAPE MEASURE



PART #	DESCRIPTION
48-22-6845	5m Compact Autolock Tape Measure
48-22-6848	8m Compact Autolock Tape Measure



TRADESMAN RED TAPE MEASURE



PART #	DESCRIPTION
48-22-7803	3.5m Tradesman Red Tape Measure
48-22-7806	5.5m Tradesman Red Tape Measure
48-22-7808	7.5m Tradesman Red Tape Measure
48-22-7812	3m/10ft Tradesman Red Tape Measure
48-22-7816	5m/16ft Tradesman Red Tape Measure
48-22-7826	8m/26ft Tradesman Red Tape Measure

PREMIUM KEYCHAIN TAPE MEASURE



PART #	DESCRIPTION
48-22-5506	2m/6ft Keychain tape measure
48-22-5507	2m Keychain tape measure

LONG TAPE MEASURES



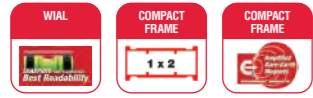
PART #	DESCRIPTION
48-22-5330	30m/100' Fiberglass Open Reel Long Tape
48-22-5360	60m/200' Fiberglass Open Reel Long Tape
48-22-5310	100m/300' Fiberglass Open Reel Long Tape
48-22-5203	Long open tape Measure 30m/100ft
48-22-5211	Long open tape 100m/330ft
48-22-5103	Long close tape 30m



The Milwaukee Story
M18
M12
FORCELOGIC
Site Lighting
Battery & Charger
Corded
Hand Tools
Storage & Safety Solutions
Accessories

LEVELS

REDSTICK COMPACT BOX LEVELS



PART #	DESCRIPTION
4932459078	REDSTICK Compact Box Level 40cm non-magnetic
4932459079	REDSTICK Compact Box Level 40cm magnetic
4932459080	REDSTICK Compact Box Level 60cm non-magnetic
4932459081	REDSTICK Compact Box Level 60cm magnetic
4932459082	REDSTICK Compact Box Level 80cm non-magnetic
4932459083	REDSTICK Compact Box Level 80cm magnetic
4932459084	REDSTICK Compact Box Level 100cm non-magnetic
4932459085	REDSTICK Compact Box Level 100cm magnetic
4932459086	REDSTICK Compact Box Level 120cm non-magnetic
4932459087	REDSTICK Compact Box Level 120cm magnetic
4932459088	REDSTICK Compact Box Level 180cm non-magnetic
4932459089	REDSTICK Compact Box Level 180cm magnetic
4932459681	End-caps for REDSTICK Compact Box level

TORPEDO LEVEL



PART #	DESCRIPTION
4932459097	Billet torpedo level
4932459096	Block torpedo level

POCKET LEVELS



PART #	DESCRIPTION
48-22-5102	Pocket Level

DATA COMM VDV TOOLS

PUNCHDOWN TOOL



PART #	DESCRIPTION
48-22-2179	Punchdown Tool with Extended Blade
48-22-2166	110 Extended Punchdown Blade
48-22-2167	110/66 Punchdown Blade

UNIVERSAL TWISTED PAIR STRIPPER



PART #	DESCRIPTION
48-22-3065	Universal Twisted Pair Stripper

ELECTRICIAN SNIPS



PART #	DESCRIPTION
48-22-4045	Electrician Snips

4-IN-1 MULTI PICK



PART #	DESCRIPTION
48-22-2145	4-in-1 Multi Pick

INKZALL MARKERS

INKZALL JOBSITE LIQUID PAINT MARKERS



PART #	DESCRIPTION
48-22-3100	36PC INKZALL Fine Point Black Jobsite Markers
48-22-3102	2PC INKZALL Medium Point Black Jobsite Markers
48-22-3103	1PC INKZALL Chisel Tip Black Jobsite Markers
48-22-3104	4PC INKZALL Fine Point Black Jobsite Markers
48-22-3105	2PC INKZALL Fine Point Black Jobsite Markers
48-22-3106	4PC INKZALL Fine Point Colored Jobsite Markers
48-22-3107	8PC INKZALL Fine Point Colored Jobsite Markers
48-22-3109	4PC INKZALL Chisel Tip Colored Jobsite Markers
48-22-3121	2PC INKZALL Fine Point Silver Jobsite Markers
48-22-3130	36PC INKZALL Chisel Tip Black Jobsite Markers
48-22-3150	12PC INKZALL Ultra Fine Point Black Jobsite Markers
48-22-3154	4PC INKZALL Ultra Fine Point Black Jobsite Markers
48-22-3170	36PC INKZALL Fine Point Red Jobsite Markers
48-22-3180	36PC INKZALL Fine Point Blue Jobsite Markers
48-22-3190	36PC INKZALL Fine Point Green Jobsite Markers
48-22-3711	12PC INKZALL Medium Point White Liquid Paint Markers
48-22-3712	1PC INKZALL Medium Point White Liquid Paint Markers
48-22-3721	12PC INKZALL Medium Point Yellow Liquid Paint Markers
48-22-3722	1PC INKZALL Medium Point Yellow Liquid Paint Markers
48-22-3731	12PC INKZALL Medium Point Black Liquid Paint Markers
48-22-3741	12PC INKZALL Medium Point Red Liquid Paint Markers
48-22-3751	12PC INKZALL Medium Point Green Liquid Paint Markers
48-22-3761	12PC INKZALL Medium Point Blue Liquid Paint Markers
48-22-3771	12PC INKZALL Medium Point Orange Liquid Paint Markers

INKZALL ULTRA FINE POINT JOBSITE PENS



PART #	DESCRIPTION
48-22-3160	12PC INKZALL Ultra Fine Point Black Jobsite Pens
48-22-3161	12PC INKZALL Ultra Fine Point Red Jobsite Pens
48-22-3162	12PC INKZALL Ultra Fine Point Blue Jobsite Pens
48-22-3164	4PC INKZALL Ultra Fine Point Black Jobsite Pens
48-22-3165	4PC INKZALL Ultra Fine Point Colored Jobsite Pens

INKZALL JOBSITE HIGHLIGHTERS



PART #	DESCRIPTION
48-22-3201	5PC INKZALL Chisel Tip Yellow Jobsite Highlighters
48-22-3206	5PC INKZALL Chisel Tip Colored Jobsite Highlighters



CHALK REELS AND ACCESSORIES



PART #	DESCRIPTION
48-22-3980	30m (100ft) Bold Line Chalk Reel (Bare-Tool)
48-22-3982	30m (100ft) Bold Line Kit w/ Blue Chalk
48-22-3986	30m (100ft) Bold Line Kit w/ Red Chalk
48-22-3989	30m (100ft) Bold Replacement Line
48-22-3990	30m (100ft) Precision Line Chalk Reel
48-22-3992	30m (100ft) Precision Line Kit w/ Blue Chalk
48-22-3999	30m (100ft) Precision Replacement Line

CLAMPS & LOCKING CLAMPS



PART #	DESCRIPTION
48-22-3002	+Stop Lock Hand Clamp 50mm (2")
48-22-3004	+Stop Lock Hand Clamp 101mm (4")
48-22-3521	TORQUE LOCK Locking C-Clamp Swivel Jaws 280mm (11")
48-22-3522	TORQUE LOCK Locking C-Clamp Swivel Jaws 152mm (6")
48-22-3531	TORQUE LOCK Locking C-Clamp Regular Jaws 280mm (11")
48-22-3532	TORQUE LOCK Locking C-Clamp Regular Jaws 152mm (6")

PLIERS

PLIERS



PART #	DESCRIPTION	
48-22-6101	Long Nose Pliers 203mm (8")	
48-22-6501	Long Nose Pliers 203mm - Dipped Grip (8")	NEW
48-22-6103	Crimping Pliers	NEW
48-22-6105	Mini Flush Cutters	
48-22-6106	Diagonal Cutting Pliers 152mm (6")	
48-22-6107	Diagonal Cutting Pliers 177mm (7")	
48-22-6108	Diagonal Cutting Pliers 203mm (8")	
48-22-6508	Diagonal Cutting Pliers 203mm - Dipped Grip (8")	NEW
48-22-6128	Angled Head Diagonal - Comfort Grip (8")	NEW
48-22-6528	Angled Head Diagonal Cutting Pliers (8")	NEW

TORQUE LOCK™
LOCKING PLIERS



PART #	DESCRIPTION
48-22-3405	TORQUE LOCK Curved Jaw Locking Pliers with Durable Grip 127mm (5")
48-22-3406	TORQUE LOCK Long Nose Locking Pliers with Durable Grip 152mm (6")
48-22-3407	TORQUE LOCK Curved Jaw Locking Pliers with Durable Grip 177mm (7")
48-22-3409	TORQUE LOCK Long Nose Locking Pliers with Durable Grip 228mm (9")
48-22-3410	TORQUE LOCK Curved Jaw Locking Pliers with Durable Grip 254mm (10")
48-22-3420	TORQUE LOCK Curved Jaw Locking Pliers 254mm (10")
48-22-3506	TORQUE LOCK Long Nose Locking Pliers 152mm (6")
48-22-3507	TORQUE LOCK Straight Jaw Locking Pliers 177mm (7")
48-22-3510	TORQUE LOCK Straight Jaw Locking Pliers 254mm (10")
48-22-3607	TORQUE LOCK MAXBITE CURVED JAW LOCKING PLIERS 177mm (7")
48-22-3610	TORQUE LOCK MAXBITE CURVED JAW LOCKING PLIERS 254mm (10")
48-22-3707	TORQUE LOCK Grippped Curved Jaw Locking Pliers with MAXBITE™ 177mm (7")
48-22-3710	TORQUE LOCK Grippped Curved Jaw Locking Pliers with MAXBITE™ 254mm (10")

ELECTRICIAN PLIERS




PART #	DESCRIPTION	
48-22-3070	Combination Wire Plier For Non-Metallic	
48-22-3079	Gen II Comination Wire Plier	
48-22-6109	Wire Stripper/Cutter For Solid & Stranded Wire	
48-22-6579	Multi Purpose Wire Stripper with Crimper	NEW

SPECIALTY PLIERS



PART #	DESCRIPTION
48-22-6100	Linesman Pliers
48-22-6102	Ironworker's Pliers
48-22-6104	Cable Cutting Pliers
48-22-6321	PVC/Oil Filter Pliers
48-22-6410	Fencing Pliers
48-22-6407	Nipping Pliers (7")
48-22-6500	High Leverage Linesman's Pliers with Crimper
48-22-6502	High Leverage Linesman's Pliers
48-22-6503	High Leverage Linesman's Pliers with Thread Cleaner

PLUMBING PLIERS




PART #	DESCRIPTION	
48-22-6208	Hex Jaw Pliers (8")	
48-22-6210	Hex Jaw Pliers (10")	
48-22-6550	Hex Jaw Pliers - Dipped Grip (10")	NEW
48-22-6212	Hex Jaw Pliers (12")	
48-22-6552	Hex Jaw Pliers - Dipped Grip (12")	NEW
48-22-6306	Straight Jaw Pliers (6")	
48-22-6310	Straight Jaw Pliers (10")	
48-22-6510	Straight Jaw Pliers - Dipped Grip (10")	NEW
48-22-6312	Straight Jaw Pliers (12")	
48-22-6512	Straight Jaw Pliers - Dipped Grip (12")	NEW
48-22-6316	Straight Jaw Pliers (16")	
48-22-6320	Straight Jaw Pliers (20")	
48-22-6330	Straight Jaw Pliers Set (6") (10")	
48-22-6331	3pc Pliers Set	



WRENCHES

PIPE WRENCHES



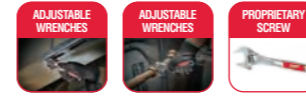
PART #	DESCRIPTION	PART #	DESCRIPTION
48-22-7110	Steel Pipe Wrench (10")	48-22-7210	Aluminum Pipe Wrench (10")
48-22-7112	Steel Pipe Wrench (12")	48-22-7212	Aluminum Pipe Wrench (12")
48-22-7114	Steel Pipe Wrench (14")	48-22-7214	Aluminum Pipe Wrench (14")
48-22-7118	Steel Pipe Wrench (18")	48-22-7218	Aluminum Pipe Wrench (18")
48-22-7314	Cheater Pipe Wrench	48-22-7224	Aluminum Pipe Wrench (24")

BASIN WRENCHES



PART #	DESCRIPTION
48-22-7001	BASIN WRENCH 32mm (1.25")
48-22-7002	BASIN WRENCH 64mm (2.5")

ADJUSTABLE WRENCHES



PART #	DESCRIPTION
48-22-7406	Adjustable Wrench (6")
48-22-7408	Adjustable Wrench (8")
48-22-7508	Wide Jaw Adjustable Wrench (8")
48-22-7410	Adjustable Wrench (10")
48-22-7412	Adjustable Wrench (12")
48-22-7415	Adjustable Wrench (15")
48-22-7400	2pc. Adjustable Wrench Set (6") (10")



HAMMER

FRAMING HAMMER



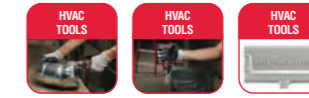
PART #	DESCRIPTION
48-22-9016	17oz Milled Face Framing Hammer
48-22-9017	17oz Smooth Face Framing Hammer
48-22-9022	22oz Milled Face Framing Hammer
48-22-9023	22oz Smooth Face Framing Hammer

POLY FIBERGLASS HAMMER



PART #	DESCRIPTION
48-22-9316	19oz Smooth Face Poly/Fiberglass Handle Hammer

HVAC TOOLS



PART #	DESCRIPTION
48-22-6000	76mm (3") Speed Seamer
48-22-6001	5-Blade Crimper


STAPLE & NAIL GUN



PART #	DESCRIPTION
48-22-1010	Staple & Nail Gun

SCREWDRIVERS & NUTDRIVERS

MULTI-BIT SCREWDRIVERS



PART #	DESCRIPTION
48-22-2131	10IN1 ECX Multi Bit Driver
48-22-2133	10IN1 TORX Key Driver
48-22-2134	10IN1 SAE HEX Key Driver
48-22-2136	10IN1 Metric HEX Key Driver
48-22-2331	10IN1 ECX Ratcheting Multi Bit Drive
48-22-2761	11 in 1 Screwdriver (with Torx bits)

COMPACT SCREWDRIVER



PART #	DESCRIPTION
48-22-2330	Compact 8IN1 Ratchet Multi Bit Driver
48-22-2130	Compact 8IN1 Multi Bit Driver

DEMO DRIVER



PART #	DESCRIPTION
48-22-2860	DEMO DRIVER
48-22-2825	3/8" SLOTTED - 8" DEMO Cushion Grip Screwdriver
48-22-2823	5/16" SLOTTED - 6" DEMO Cushion Grip Screwdriver

BOTTLE OPENER



PART #	DESCRIPTION
48-22-2700	Bottle Opener

HOOK & PICK



PART #	DESCRIPTION
48-22-9215	4pc Hook & Pick Set

INSULATED SCREWDRIVER



PART #	DESCRIPTION
48-22-2211	#1 Phillips - 76mm (3") 1000V Insulated Screwdriver
48-22-2212	#2 Phillips - 101mm (4") 1000V Insulated Screwdriver
48-22-2213	#3 Phillips - 152mm (6") 1000V Insulated Screwdriver
48-22-2221	1/4" Slotted - 152mm (6") 1000V Insulated Screwdriver
48-22-2222	5/16" Slotted - 177mm (7") 1000V Insulated Screwdriver
48-22-2223	3/8" Slotted - 203mm (8") 1000V Insulated Screwdriver
48-22-2224	3/8" Slotted - 254mm (10") 1000V Insulated Screwdriver
48-22-2231	3/16" Cabinet - 101mm (4") 1000V Insulated Screwdriver
48-22-2232	3/16" Cabinet - 152mm (6") 1000V Insulated Screwdriver
48-22-2233	3/16" Cabinet - 203mm (8") 1000V Insulated Screwdriver
48-22-2210	10 PC 1000V Insulated Screwdriver Set w/ EVA Foam Case
48-22-2204	4 PC 1000V Insulated Screwdriver Set w/ Roll Pouch

SCREWDRIVERS & NUTDRIVERS

CUSHION GRIP SCREWDRIVER



PART #	DESCRIPTION
48-22-2811	#1 PHILLIPS - 3" Cushion Grip Screwdriver
48-22-2812	#2 PHILLIPS - 4" Cushion Grip Screwdriver
48-22-2813	#3 PHILLIPS - 6" Cushion Grip Screwdriver
48-22-2814	#2 PHILLIPS - 10" Cushion Grip Screwdriver
48-22-2815	#2 PHILLIPS - 6" Cushion Grip Screwdriver
48-22-2821	1/4" SLOTTED - 4" Cushion Grip Screwdriver
48-22-2822	5/16" SLOTTED - 6" Cushion Grip Screwdriver
48-22-2824	3/8" SLOTTED - 8" Cushion Grip Screwdriver
48-22-2831	3/16" CABINET - 3" Cushion Grip Screwdriver
48-22-2832	3/16" CABINET - 6" Cushion Grip Screwdriver
48-22-2833	3/16" CABINET - 8" Cushion Grip Screwdriver
48-22-2834	1/4" CABINET - 10" Cushion Grip Screwdriver
48-22-2884	4PC CUSHION GRIP KIT
48-22-2886	6PC CUSHION GRIP KIT

TRI-LOB SCREWDRIVER SET



PART #	DESCRIPTION	PART #	DESCRIPTION
48-22-2702	2pc Demo Screwdriver Set	48-22-2708	8PC Screwdriver Set w/ECX
48-22-2706	6PC Screwdriver Set	48-22-2710	10PC Screwdriver Set

PRECISION SCREWDRIVERS



PART #	DESCRIPTION	PART #	DESCRIPTION
48-22-2604	4pc Precision Screwdriver Set	48-22-2708	8PC Screwdriver Set w/ECX
48-22-2606	6pc Precision Screwdriver Set		

NUT DRIVERS



PART #	DESCRIPTION
48-22-2520	3/16" HOLLOWCORE Magnetic Nut Driver
48-22-2521	1/4" HOLLOWCORE Magnetic Nut Driver
48-22-2522	5/16" HOLLOWCORE Magnetic Nut Driver
48-22-2523	11/32" HOLLOWCORE Magnetic Nut Driver
48-22-2524	3/8" HOLLOWCORE Magnetic Nut Driver
48-22-2525	7/16" HOLLOWCORE Magnetic Nut Driver
48-22-2526	1/2" HOLLOWCORE Magnetic Nut Driver
48-22-2527	9/16" HOLLOWCORE Magnetic Nut Driver
48-22-2531	5mm HOLLOWCORE Magnetic Nut Driver
48-22-2532	5.5mm HOLLOWCORE Magnetic Nut Driver
48-22-2533	6mm HOLLOWCORE Magnetic Nut Driver
48-22-2534	7mm HOLLOWCORE Magnetic Nut Driver
48-22-2535	8mm HOLLOWCORE Magnetic Nut Driver
48-22-2536	10mm HOLLOWCORE Magnetic Nut Driver
48-22-2537	13mm HOLLOWCORE Magnetic Nut Driver
48-22-2502	2PC SAE HollowCore Magnetic Nut Driver Set
48-22-2507	7 PC Magnetic HollowCore SAE Nut Driver Set
48-22-2517	7 PC Magnetic HollowCore Metric Nut Driver Set
48-22-2420	3/16" Hollow Shaft Nut Driver
48-22-2421	1/4" Hollow Shaft Nut Driver
48-22-2422	5/16" Hollow Shaft Nut Driver
48-22-2423	11/32" Hollow Shaft Nut Driver
48-22-2424	3/8" Hollow Shaft Nut Driver
48-22-2425	7/16" Hollow Shaft Nut Driver
48-22-2426	1/2" Hollow Shaft Nut Driver
48-22-2427	9/16" Hollow Shaft Nut Driver
48-22-2431	5mm Hollow Shaft Nut Driver
48-22-2432	5.5mm Hollow Shaft Nut Driver
48-22-2433	6mm Hollow Shaft Nut Driver
48-22-2434	7mm Hollow Shaft Nut Driver
48-22-2435	8mm Hollow Shaft Nut Driver
48-22-2436	10mm Hollow Shaft Nut Driver
48-22-2437	13mm Hollow Shaft Nut Driver
48-22-2404	4 PC Hollow Shaft SAE Nut Driver Set
48-22-2407	7 PC Hollow Shaft SAE Nut Driver Set
48-22-2417	7 PC Hollow Shaft Metric Nut Driver Set




CUTTING TOOLS

FASTBACK UTILITY KNIVES



PART #	DESCRIPTION
48-22-1500	FASTBACK Compact Folding Utility Knife
48-22-1501	FASTBACK Folding Utility Knife
48-22-1502	FASTBACK Folding Utility Knife w/ Blade Storage
48-22-1503	FASTBACK w/ Storage & FASTBACK™ Compact Knife Set
48-22-1504	FASTBACK w/ Storage & 50PC General Utility Blades Set
48-22-1510	Side Slide Utility Knife
48-22-1512	Self Retracting Utility Knife
48-22-1513	Fixed Blade Utility Knife
48-22-1530	FASTBACK Spring Assisted Folding Knife
48-22-1535	FASTBACK Camo Spring Assisted Folding Knife
48-22-1520	FASTBACK Folding Knife
48-22-1524	FASTBACK Camo Folding Knife
48-22-1525	FASTBACK Hawkbill Folding Knife
48-22-1526	FASTBACK Blunt Tip Hawkbill Folding Knife
48-22-1540	FASTBACK 5in1 Folding Knife
48-22-1901	FASTBACK Flip Utility Knife

SNIPS



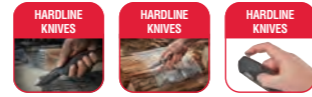
PART #	DESCRIPTION
48-22-4510	Left Cutting Aviation Snip
48-22-4520	Right Cutting Aviation Snip
48-22-4530	Straight Cutting Aviation Snip
48-22-4512	Left Cutting Offset Aviation Snip
48-22-4522	Right Cutting Offset Aviation Snip
48-22-4532	Straight Cutting Offset Aviation Snip
48-22-4537	Long Cutting Aviation Snip
48-22-4538	Long Cutting Offset Aviation Snip
48-22-4500	Bulldog Aviation Snip
48-22-4511	Left Cutting Right Angle Aviation Snip
48-22-4521	Right Cutting Right Angle Aviation Snip
48-22-4523	2pc Offset Aviation Snip Set
48-22-4533	3pc Aviation Snip Set

JOBSITE SCISSORS



PART #	DESCRIPTION
48-22-4043	JOBSITE OFFSET SCISSORS (Metric)
48-22-4044	JOBSITE STRAIGHT SCISSORS (Metric)

HARDLINE KNIVES



PART #	DESCRIPTION
48-22-1997	2.5" HARDLINE Smooth Blade Pocket Knife
48-22-1998	3" HARDLINE Serrated Blade Pocket Knife
48-22-1999	3.5" HARDLINE Smooth Blade Pocket Knife
48-22-1994	3" HARDLINE Smooth Blade Pocket Knife

LOCKBACK POCKET KNIFE



PART #	DESCRIPTION
48-22-1940	Lockback Pocket Knife

LINEMAN'S KNIVES



PART #	DESCRIPTION
48-22-1923	Lineman's Blunt Tip Hawkbill Knife w/ STICKWORK 3in1 Ring
48-22-1924	Lineman's Hawkbill Knife w/ STICKWORK 3in1 Ring
48-22-1929	Lineman's Underground Knife

TINNER SNIPS



PART #	DESCRIPTION
48-22-4001	16" Bulldog tinner
48-22-4002	12" Classic tinner
48-22-4003	10" Classic tinner
48-22-4004	10" Duckbill tinner
48-22-4005	Offset compound tinner
48-22-4006	13" Lightweight tinner
48-22-4007	Lightweight tinner replacement blades

REAMING PEN



PART #	DESCRIPTION
48-22-4255	Reaming Pen

CUTTING TOOLS

UTILITY BLADES



PART #	DESCRIPTION
48-22-1905	5PC General Purpose Utility Blades
48-22-1950	50PC General Purpose Utility Blades w/ Dispenser
48-22-1932	5PC Hook Utility Knife Blades

COPPER TUBING CUTTERS



PART #	DESCRIPTION
48-22-4253	63mm (2-1/2") Quick Adjust Copper Tubing Cutter
48-22-4254	89mm (3-1/2") Quick Adjust Copper Tubing Cutter
48-22-4259	25mm (1") Constant Swing Copper Tubing Cutter
48-22-4252	35mm (1.5") Constant Swing Copper Tubing Cutter
48-22-4250	13mm (1/2") Mini Copper Tubing Cutter
48-22-4258	19mm (3/4") Mini Copper Tubing Cutter
48-22-4251	25mm (1") Mini Copper Tubing Cutter
48-22-4206	2PC Replacement Cutter Wheel for PVC and PEX
48-22-4256	2PC Replacement Cutter Wheels for Copper
48-22-4257	3PC Replacement Reaming Blades
48-22-4260	13mm (1/2") Close Quarters Copper Tubing Cutter
48-22-4261	19mm (3/4") Close Quarters Tubing Cutter
48-22-4262	25mm (1") Close Quarters Tubing Cutter
48-22-4263	3PC Close Quarters Tubing Cutters Set
48-22-4266	2PC Close Quarters Tubing Cutters Replacement Blades

HIGH-TENSION HACKSAW



PART #	DESCRIPTION
48-22-0050	305mm (12") High Tension Hacksaw

COMPACT HACKSAW



PART #	DESCRIPTION
48-22-0012	Compact Hacksaw

SNAP-OFF KNIVES



PART #	DESCRIPTION
48-22-1960	9mm Snap Off Knife with Precision Cut Blade
48-22-1961	18mm Snap Off Knife with Precision Cut Blade
48-22-1962	25mm Snap Off Knife with Precision Cut Blade
48-22-1963	9mm Snap Off Knife
48-22-1964	18mm Snap Off Knife
48-22-1965	25mm Snap Off Knife

PROPEX TUBING CUTTER



PART #	DESCRIPTION
48-22-4202	Tubing Cutter
48-22-4203	1PC Blade Replacement for Pex Cutter

FOLDING JAB SAW



PART #	DESCRIPTION
48-22-0305	Folding Jab Saw

RASPING JAB SAW



PART #	DESCRIPTION
48-22-0304	Rasping Jab Saw

PVC / ABS SAW



PART #	DESCRIPTION
48-22-0212	305mm (12") PVC/ABS Saw
48-22-0222	305mm (12") PVC Saw Replacement Blade
48-22-0218	457mm (18") PVC/ABS Saw
48-22-0228	457mm (18") PVC Saw Replacement Blade

M18

M12

FORCE LOGIC

SITE LIGHTING

BATTERY & CHARGER

CORDED

HAND TOOLS

STORAGE & SAFETY SOLUTIONS

ACCESSORIES

ULTIMATE PRODUCTIVITY. SUPERIOR PERFORMANCE.

MOST VERSATILE DURABLE MODULAR STORAGE SYSTEM



FULLY
CUSTOMIZE
YOUR STORAGE



IP65
RATED
PROTECTION



IMPACT
RESISTANT

MILWAUKEE PACKOUT
Jobsite Storage Totes

MILWAUKEE PACKOUT
Organizers

MILWAUKEE PACKOUT
Tool Boxes

MILWAUKEE PACKOUT
Rolling Tool Box



PACKOUT

TOTES



PART #	DESCRIPTION	TOOLS POCKETS
48-22-8310	PACKOUT 10" Tote	28
48-22-8315	PACKOUT 15" Tote	31
48-22-8320	PACKOUT 20" Tote	32

TOOL BAGS



PART #	DESCRIPTION
48-22-8321	PACKOUT 15" Tool Bag
48-22-8322	PACKOUT 20" Tool Bag

TECH BAG



PART #	DESCRIPTION
48-22-8300	PACKOUT Tech Bag

BACK PACK



PART #	DESCRIPTION
48-22-8301	PACKOUT Backpack

ROLLING TOOL BOX



PART #	DESCRIPTION	WEIGHT CAPACITY
48-22-8426	PACKOUT Rolling Tool Box	114 kg



TOOL BOXES



PART #	DESCRIPTION	WEIGHT CAPACITY
48-22-8424	PACKOUT Tool Box	34 kg
48-22-8425	PACKOUT Large Tool Box	45 kg

COOLER



PART #	DESCRIPTION
48-22-8302	PACKOUT Cooler

PACKOUT

15L COMPACT COOLER



PART #	DESCRIPTION	VOLUME CAPACITY
48-22-8460	PACKOUT 15L Compact Cooler	15 L NEW

COMPACT TOOL BOXES



PART #	DESCRIPTION	WEIGHT CAPACITY
48-22-8422	PACKOUT Compact Tool Box	34 kg

TOOL CASE WITH CUSTOMIZABLE INSERT



PART #	DESCRIPTION	WEIGHT CAPACITY
48-22-8450	PACKOUT Tool Case with Customizable Insert	34 kg
48-22-8451	PACKOUT Customizable Foam Insert	

DOLLY



PART #	DESCRIPTION	WEIGHT CAPACITY
48-22-8410	PACKOUT Dolly	114 kg

ORGANIZERS



PART #	DESCRIPTION
48-22-8430	PACKOUT Organizer
48-22-8435	PACKOUT Compact Organizer

MOUNTING PLATE



PART #	DESCRIPTION	WEIGHT CAPACITY
48-22-8485	PACKOUT Mounting Plate	45 kg (Floor) / 23 kg (Wall)

LOW-PROFILE ORGANIZERS



PART #	DESCRIPTION
48-22-8431	PACKOUT Low-Profile Organizer
48-22-8436	PACKOUT Low-Profile Compact Organizer

CRATE



PART #	DESCRIPTION	WEIGHT CAPACITY
48-22-8440	PACKOUT Crate	23 kg

SOFT STORAGES & TOOL BOXES

ROLLING BAG



PART #	DESCRIPTION
48-22-8220	24" Hardtop Rolling Bag
48-22-8221	18" Jobsite Rolling Bag

BACKPACK



PART #	DESCRIPTION
48-22-8201	Ultimate Jobsite Backpack
48-22-8200	Jobsite Backpack
48-22-8202	Low-Profile Backpack
48-22-8620	Tradesman Backpack

JOBSITE TECH BAG



PART #	DESCRIPTION
48-22-8210	Jobsite Tech Bag

JOBSITE COOLER



PART #	DESCRIPTION
48-22-8250	Jobsite Cooler

PARACHUTE ORGANIZER & BUCKET ORGANIZER




PART #	DESCRIPTION
48-22-8170	Parachute Organizer Bag
48-22-8175	Bucket Organizer Bag

TOOL BOX



PART #	DESCRIPTION
48-22-8010	13" Jobsite WORK BOX
48-22-8020	26" Jobsite WORK BOX

TOOL BELTS



PART #	DESCRIPTION
48-22-8110	Electricians Work Belt
48-22-8120	Contractor Work Belt w/ Suspension Rig
48-22-8140	Tool Belt accessory - Padded Work Belt
48-22-8121	Tool Belt accessory - Carpenters Pouch
48-22-8122	Tool Belt accessory - 3 Tier Material pouch
48-22-8111	Tool Belt accessory - Compact Electricians Work Pouch
48-22-8149	Tool Belt accessory - Hammer loop
48-22-8145	Tool Belt accessory - Padded Rig

POUCHES



PART #	DESCRIPTION
48-22-8112	Electrician's Pouch
48-22-8118	Compact Utility Pouch
48-22-8119	Utility Pouch
48-22-8180	Zipper Pouch
48-22-8193	3-pack zipper Pouches

POWER UTILITY STORAGE



PART #	DESCRIPTION
48-22-8270	Utility Bucket
48-22-8275	Underground Utility Oval Bag
48-22-8276	Aerial Utility Oval Bag
48-22-8290	Utility Tool Board

SAFETY SOLUTION

CUT RESISTANT DIPPED GLOVES



PART #	DESCRIPTION
48-22-8901	Cut Level 1 Dipped Gloves - M
48-22-8902	Cut Level 1 Dipped Gloves - L
48-22-8903	Cut Level 1 Dipped Gloves - XL
48-22-8904	Cut Level 1 Dipped Gloves - XXL
48-22-8931	Cut Level 3 Dipped Gloves - M
48-22-8932	Cut Level 3 Dipped Gloves - L
48-22-8933	Cut Level 3 Dipped Gloves - XL
48-22-8934	Cut Level 3 Dipped Gloves - XXL
48-22-8951	Cut Level 5 Dipped Gloves - M
48-22-8952	Cut Level 5 Dipped Gloves - L
48-22-8953	Cut Level 5 Dipped Gloves - XL
48-22-8954	Cut Level 5 Dipped Gloves - XXL

DEMOLITION GLOVES




PART #	DESCRIPTION
48-22-8731	Demolition Gloves - M
48-22-8732	Demolition Gloves - L
48-22-8733	Demolition Gloves - XL
48-22-8734	Demolition Gloves - XXL

TOOL LANYARDS



PART #	DESCRIPTION
48-22-8810A	4.5kg Locking Tool Lanyard
48-22-8811A	4.5kg Extended Reach Locking Tool Lanyard
48-22-8815A	6.8kg Locking Tool Lanyard
48-22-8820A	4.5kg Quick-Connect Locking Tool Lanyard
48-22-8823A	3pc 4.5kg Quick-Connect Accessory
48-22-8822A	3pc 2.2kg Small Quick-Connect Accessory
48-22-8850A	15kg Locking Tool Lanyard

PERFORMANCE WORK GLOVES




PART #	DESCRIPTION
48-22-8721	Performance Work Gloves - M
48-22-8722	Performance Work Gloves - L
48-22-8723	Performance Work Gloves - XL
48-22-8724	Performance Work Gloves - XXL

FINGERLESS WORK GLOVES



PART #	DESCRIPTION
48-22-9741	Fingerless Work Gloves - M
48-22-9742	Fingerless Work Gloves - L
48-22-9743	Fingerless Work Gloves - XL
48-22-9744	Fingerless Work Gloves - XXL

FREE-FLEX WORK GLOVES



PART #	DESCRIPTION
48-22-8711	Free-Flex Work Gloves - M
48-22-8712	Free-Flex Work Gloves - L
48-22-8713	Free-Flex Work Gloves - XL
48-22-8714	Free-Flex Work Gloves - XXL



M18
M12
FORCE LOGIC
SITE LIGHTING
BATTERY & CHARGER
CORDED
HAND TOOLS
STORAGE & SAFETY SOLUTIONS
ACCESSORIES

DRIVING PERFORMANCE FORWARD



TORCH™ NITRUS CARBIDE™



*Unique carbide blend for 3X the life vs. standard carbide teeth products in cast iron



WOOD CUTTING SAWZALL BLADE



THE TORCH™ WITH NITRUS CARBIDE™

- Unique carbide blend for 3X the life vs. standard carbide teeth products in cast iron
- Fastest Starts and Smoothest Cuts in Cast Iron vs. traditional carbide teeth products
- Constructed with 25% more Nitrus Carbide per tooth and a 1/2" universal tang
- Cut the thickest metals like cast iron and soil pipe
Cuts a wide range of residential materials: wood, shingles, cement board

	Length	1 Pack	3 Pack	5 Pack
	6"	48-00-5261	48-00-5361	48-00-5561
	9"	48-00-5262	48-00-5362	48-00-5562



TORCH™

CARBIDE TEETH

**LONGEST LIFE
IN THICK METALS.**



**50X
LIFE***

*Compared to bi-metal



METAL CUTTING SAWZALL BLADE



THE TORCH™ WITH CARBIDE TEETH

- 1" tall for demolition application
- 7 TPI for fast, efficient cutting
- 25% more carbide for longer life & greater versatility
- 70% larger gullet for faster chip removal
- Consistent teeth angle for sharp and consistent cut

HOLE DOZER™

CARBIDE TEETH

**THERMOSET
COATING**
**2X
FASTER**

**LONGEST
LIFE IN
STAINLESS
STEEL.**



**50X
LIFE***

*Compared to bi-metal

METAL CUTTING SAWZALL BLADE



HOLE DOZER™ CARBIDE TEETH

- 4TPI carbide teeth design for long life & better durability
- Harder carbide grade for improved wear resistance
- Plug-jack slots for all access slot for fast plug removal
- 70% larger gullet for faster chip removal
- Thermoset coating for fast cuts and more cuts per charge

	Length	1 Pack	3 Pack	5 Pack
	6"	48-00-5201	48-00-5301	48-00-5501
	9"	48-00-5202	48-00-5302	48-00-5502



Size	Part No.	Size	Part No.
3/4"	49-56-0702	2-1/4"	49-56-0724
7/8"	49-56-0704	2-3/8"	49-56-0726
1"	49-56-0707	2-1/2"	49-56-0727
1-1/8"	49-56-0708	2-5/8"	49-56-0729
1-1/4"	49-56-0710	3"	49-56-0734
1-3/8"	49-56-0712	3-1/2"	49-56-0738
1-1/2"	49-56-0713	3-5/8"	49-56-0739
1-3/4"	49-56-0717	4"	49-56-0742
1-7/8"	49-56-0719	4-1/4"	49-56-0744
2"	49-56-0720	4-1/2"	49-56-0746



The Milwaukee Story
M18
M12
FORCELOGIC
Site Lighting
Battery & Charger
Corded
Hand Tools
Storage
Accessories

The Milwaukee Story
M18
M12
FORCELOGIC
Site Lighting
Battery & Charger
Corded
Hand Tools
Storage
Accessories



Nothing but **HEAVY DUTY.**[™]

MILWAUKEE TOOL

Milwaukee Electric Tool Corporation
BROOKFIELD, WI 53005
USA
Tel: +1 (262) 781-3600 • Fax: +1 (262) 790-6333

Milwaukee Asia Office
29/F, Tower 2, Kowloon Commerce Centre,
51 Kwai Cheong Road, Kwai Chung, Hong Kong
Tel: +852-2492-2181 • Fax: +852-2490-4778

Distributed by:

17/4/2020

All data incl. service and warranty conditions as well as product range are subject to change without notice.
Pictures not binding. No liability for printing errors or mistakes. © 2020 Milwaukee Electric Tool Corporation.
All trademarks are owned by Techtronic Cordless GP unless otherwise stated.

www.milwaukeetool.asia