



NEW DEMOLITION RECIPROCATING SAW BLADES

Demolition jobs require cutting through some of the toughest construction materials.

The NEW LENOXT2 demolition blades have the tallest profile in the industry to provide maximum durability and control. The tallest profile, plus an optimized tooth form and blade geometry ensure that LENOXT2 reciprocating saw blades are the longest lasting, most durable demolition blades.

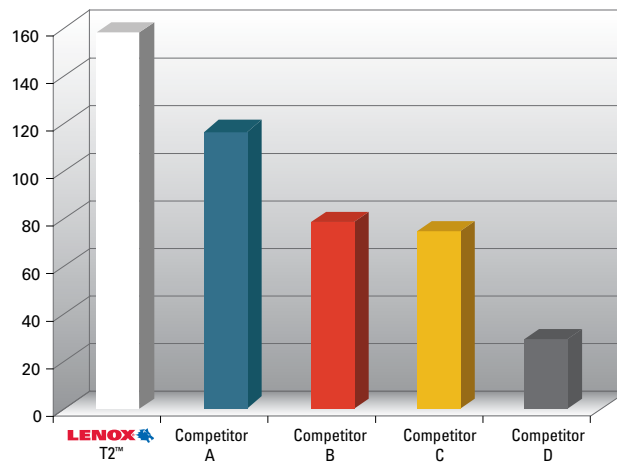
NEW WOOD RECIPROCATING SAW BLADES

Nail strikes pose a frequent challenge in many wood cutting applications.

LENOXT2 wood cutting reciprocating saw blades use an optimized, reinforced tooth geometry that lasts up to 2X longer and cuts faster than the previous generation of LENOX blades. Our 656R blade has plunge cutting teeth on the tip of the blade that make plunge cuts faster and easier.

LENOXT2 PERFORMANCE LEADERSHIP

Average of 5 tests of LENOX 656R, 810R, 966R



Test conducted in 1" black pipe, stainless steel & carbon nail embedded wood @ 1500SPM. Failure mode: 3 cut average time of 45 sec. or 1 cut at 60sec.



LENOX Gold® RECIPROCATING SAW BLADES

Longest Lasting Blade. Ever.

EXTENDED BLADE LIFE

T2™ Technology and precision applied titanium coating help dissipate heat making blades last longer

FASTER CUTS

Titanium coating makes teeth more wear resistant so they stay sharp for quicker cuts

DURABLE CONSTRUCTION

Bi-metal design stands up to the most demanding applications



WOOD



DEMOLITION



LAZER® EXTREME METAL



METAL

	TPI	LENGTH x WIDTH x THICKNESS		5-PACK PROD NO	25-PACK PROD NO	APPLICATION
		IN	MM			
WOOD	6	6 x 7/16 x .050	152 x 11 x 1.3	21063676GRC	21077B676GRC	
	6	6 x 3/4 x .050	152 x 19 x 1.3	21060656GR	21074B656GR	
	6	9 x 3/4 x .050	229 x 19 x 1.3	21062956GR	21076B956GR	
	6	12 x 3/4 x .050	305 x 19 x 1.3	21061156GR	21075B156GR	
METAL	10	6 x 3/4 x .035	152 x 19 x .9	21064610GR	21078B610GR	
	10	8 x 3/4 x .050	203 x 19 x 1.3	21065810GR	21079B810GR	
	14	4 x 3/4 x .035	102 x 19 x .9	21066414GR	21080B414GR	
	14	6 x 3/4 x .035	152 x 19 x .9	21067614GR	21081B614GR	
	18	4 x 3/4 x .035	102 x 19 x .9	21068418GR	21082B418GR	
	18	6 x 3/4 x .035	152 x 19 x .9	21069618GR	21083B618GR	
	18	8 x 3/4 x .035	203 x 19 x .9	21070818GR	21084B818GR	
	24	4 x 3/4 x .035	102 x 19 x .9	21071424GR	—	
	24	6 x 3/4 x .035	152 x 19 x .9	21072624GR	21086B624GR	
	24	8 x 3/4 x .035	203 x 19 x .9	21073824GR	21087B824GR	
DEMOLITION	6	6 x 1 x .062	152 x 22 x 1.6	210886066GR	21220B6066GR	
	6	9 x 1 x .062	229 x 22 x 1.6	21090966GR	21222B966GR	
	6	12 x 1 x .062	305 x 22 x 1.6	21091106GR	21223B106GR	
	10	9 x 1 x .062	229 x 22 x 1.6	21089960GR	21221B960GR	
EXTREME METAL CUTTING	8	6 x 1 x .042	152 x 25 x 1.1	210926108GR	21224B6108GR	
	8	9 x 1 x .042	229 x 25 x 1.1	210969108GR	21228B9108GR	
	10	6 x 1 x .042	152 x 25 x 1.1	210936110GR	21225B6110GR	
	10	9 x 1 x .042	229 x 25 x 1.1	210979110GR	21229B9110GR	
	10	12 x 1 x .042	305 x 25 x 1.1	2110012110GR	21237B12110GR	
	14	6 x 1 x .042	152 x 25 x 1.1	210946114GR	21226B6114GR	
	14	9 x 1 x .042	229 x 25 x 1.1	210989114GR	21235B9114GR	
	14	12 x 1 x .042	305 x 25 x 1.1	2110112114GR	21238B12114GR	
	18	6 x 1 x .042	152 x 25 x 1.1	210956118GR	21227B6118GR	
	18	9 x 1 x .042	229 x 25 x 1.1	210999118GR	21236B9118GR	
18	12 x 1 x .042	305 x 25 x 1.1	2110212118GR	21239B12118GR		

LAZER® RECIPROCATING SAW BLADES

Best for Heavy Metal Cutting

T2™ TECHNOLOGY

The patent pending tooth design delivers up to 2x the life versus the previous model making cutting heavy metal faster and easier

OPTIMIZED FOR HIGHER PERFORMANCE

Reinforced tooth design ensures higher performance in the most demanding jobs

ENHANCED CUTTING ACTION

A wider, thicker body than conventional blades delivers whip-free cuts that stay straight and smooth



TPI	LENGTH x WIDTH x THICKNESS		2-PACK PROD NO	5-PACK PROD NO	25-PACK PROD NO	50-PACK PROD NO	APPLICATION - STRUCTURAL
	IN	MM					
8	6 x 1 x .042	152 x 25 x 1.1	—	201926108R	20196B6108R	—	Structural Steels greater than 3/16"
8	9 x 1 x .042	229 x 25 x 1.1	—	201939108R	20195B9108R	—	
8	12 x 1 x .042	305 x 25 x 1.1	—	2019412108R	20197B12108R	—	
10	6 x 1 x .042	152 x 25 x 1.1	24901T6110R	201706110R	20171B6110R	—	Structural Steels and All Metals 3/16"–1/2"
10	9 x 1 x .042	229 x 25 x 1.1	24905T9110R	201769110R	20177B9110R	—	
10	12 x 1 x .042	305 x 25 x 1.1	24909T12110R	2018212110R	20183B12110R	—	Structural Steels and All Metals 3/32"–3/8"
14	6 x 1 x .042	152 x 25 x 1.1	24902T6114R	201726114R	20173B6114R	227640SB6114R	
14	9 x 1 x .042	229 x 25 x 1.1	24906T9114R	201789114R	20179B9114R	227660SB9114R	
14	12 x 1 x .042	305 x 25 x 1.1	24910T12114R	2018412114R	20185B12114R	—	Structural Steels and All Metals 1/16"–1/4"
18	6 x 1 x .042	152 x 25 x 1.1	24903T6118R	201746118R	20175B6118R	227650SB6118R	
18	9 x 1 x .042	229 x 25 x 1.1	24907T9118R	201809118R	20181B9118R	227670SB9118R	
18	12 x 1 x .042	305 x 25 x 1.1	24911T12118R	2019012118R	20191B12118R	—	

DEMOLITION RECIPROCATING SAW BLADES

Best for Demolition and Nail-Embedded Wood

T2™ TECHNOLOGY

Patent pending tooth design delivers up to 2x the life versus the previous model making demolition jobs faster and easier

MAXIMUM DURABILITY

The tallest blade on the market prevents bending and provides maximum control in the toughest demolition applications

OPTIMIZED BLADE GEOMETRY

Each blade has a unique configuration including an aggressive tang angle and tapered blade shape to allow for cutting in tight areas



TPI	LENGTH x WIDTH x THICKNESS		2-PACK PROD NO	5-PACK PROD NO	25-PACK PROD NO	50-PACK PROD NO	APPLICATION
	IN	MM					
6	6 x 1 x .062	152 x 22 x 1.6	205126066R	203706066R5	20514B6066R	—	
6	9 x 1 x .062	229 x 22 x 1.6	20598966R	20371966R5	20523B966R	227630SB966R	
6	12 x 1 x .062	305 x 22 x 1.6	20500106R	20373106R5	20485B106R	—	
10	9 x 1 x .062	229 x 22 x 1.6	20597960R	20372960R5	20524B960R	227620SB960R	

BI-METAL RECIPROCATING SAW BLADES

Long Lasting, Fast Cutting and Versatile













T2™ TECHNOLOGY

A revolutionary new blade design that delivers up to 100% longer blade life and 25% faster performance in metal cutting applications versus the prior generation of LENOX Reciprocating Saw Blades

ENGINEERED FOR PERFORMANCE

The patent pending design minimizes friction and heat build-up while cutting through the widest variety of metal materials



TPI	LENGTH x WIDTH x THICKNESS		1-PACK PROD NO	5-PACK PROD NO	25-PACK PROD NO	50-PACK PROD NO	APPLICATION
	IN	MM					
4	6 x 3/4 x .050	152 x 19 x 1.3	20574S634R	20575634R	—	—	
6	4 x 3/4 x .050	102 x 19 x 1.3	—	20449456RP	—	—	
6	6 x 3/4 x .050	152 x 19 x 1.3	20571S636RP	20570636RP	20497B636RP	—	
6	6 x 3/4 x .035	152 x 19 x .9	20559S606R	20560606R	20492B606R	—	 
6	6 x 7/16 x .050	152 x 11 x 1.3	20557S676RC	20556676RC	—	—	 
6	6 x 3/4 x .050	152 x 19 x 1.3	20573S656R	20572656R	20530B656R	227500SB656R	
6	9 x 3/4 x .050	229 x 19 x 1.3	20587S956R	20582956R	20558B956R	227520SB956R	 
6	12 x 3/4 x .050	305 x 19 x 1.3	20586S156R	20585156R	20495B156R	227550SB156R	
10	6 x 3/4 x .035	152 x 19 x .9	20561S610R	20562610R	20493B610R	227610SB610R	  
10	8 x 3/4 x .050	203 x 19 x 1.3	20581S810R	20580810R	20590B810R	227530SB810R	  
10/14	6 x 3/4 x .050	152 x 19 x 1.3	20592650R*	20374650R5	20515B650R	—	  
10/14	8 x 3/4 x .050	203 x 19 x 1.3	—	20577850R	20535B850R	—	   
10/14	12 x 3/4 x .050	305 x 19 x 1.3	20584S110R	20583110R	20491B110R	227580SB110R	  
10/14	6 x 3/4 x .035	152 x 19 x .9	—	12129635R	—	—	  
10/14	8 x 3/4 x .035	203 x 19 x .9	—	12130835R	—	—	  

* This item is a 2-pack

NEW PLUNGE CUTTING WOOD BLADE

Patent pending plunge cutting tooth design prevents blade from walking to deliver faster, easier plunge cuts

Optimized blade geometry provides faster cutting performance and the aggressive shape makes it easier to cut in tight areas

*Only available on 656R



TPI	LENGTH x WIDTH x THICKNESS		1-PACK PROD NO	5-PACK PROD NO	25-PACK PROD NO	50-PACK PROD NO	APPLICATION
	IN	MM					
14	3-5/8 x 5/16 x .035	92 x 8 x .9	—	20520314RC	—	—	
14	4 x 3/4 x .035	102 x 19 x .9	20551S414R	20550414R	20488B414R	227600SB414R	
14	6 x 3/4 x .035	152 x 19 x .9	20565S614R	20564614R	20494B614R	227560SB614R	
14	8 x 3/4 x .035	203 x 19 x .9	—	21519814R	—	—	
18	3-5/8 x 5/16 x .035	92 x 8 x .9	20522S318RC	20521318RC	—	—	
18	4 x 3/4 x .035	102 x 19 x .9	20553S418R	20552418R	20489B418R	227590SB418R	
18	6 x 3/4 x .035	152 x 19 x .9	20567S618R	20566618R	20529B618R	227510SB618R	
18	8 x 3/4 x .035	203 x 19 x .9	20563S818R	20578818R	20487B818R	227540SB818R	
18	12 x 3/4 x .035	305 x 29 x .9	—	21510118R	21511B118R	—	
24	4 x 3/4 x .035	102 x 19 x .9	20555S424R	20554424R	20490B424R	—	
24	6 x 3/4 x .035	152 x 19 x .9	20569S624R	20568624R	20496B624R	227570SB624R	
24	8 x 3/4 x .035	203 x 19 x .9	—	20579824R	—	—	

RECIPROCATING SAW BLADE KITS



121439KPE
9 PIECE
PLUMBER & ELECTRICIAN KIT
 Two each of reciprocating blades
 656R, 624R, 818R, 810R
 One each 960R
 Includes Storage Pouch



1214412RKD
12 PIECE
DEMOLITION KIT
 Three each of reciprocating blades
 6066R, 6114R
 Two each 9114R, 966R, 960R
 Includes Storage Pouch



20502546A
5 PIECE
4" AND 6" BLADE ASSORTMENT
 One each of reciprocating blades
 414R, 418R, 614R, 618R, 656R
 Includes Storage Pouch



1073415RKG
15 PIECE KIT
 Five each of reciprocating blades
 614R, 618R, 656R
 Includes Storage Case

LENOX DIAMOND™ RECIPROCATING SAW BLADES

Cuts Cast. Fast.

LASTS LONGER

Nickel alloy-brazed diamond particles maintain sharpness to keep cutting after conventional carbide grit fails

CUTS 3X FASTER*

A narrow kerf design enables thinner, faster cuts

STRAIGHT, CLEAN CUTS

Unlike bulky snap cutters which crush pipes and leave ragged, uneven cuts, LENOX DIAMOND cuts clean. Durable chrome alloy backing steel provides extra stability



*Speed measured cutting 4" cast iron pipe at maximum speed vs. the leading competitor

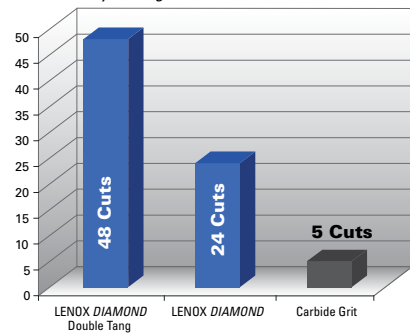
LENGTH x WIDTH x THICKNESS IN MM	1-PACK PROD NO	APPLICATION
8 x 3/4 x .040 203 x 19 x 1	10833800RDG	Cast Iron, Tile, Brick and Natural Stone

DIAMOND DOUBLE TANG

LENGTH x WIDTH x THICKNESS IN MM	1-PACK PROD NO	APPLICATION
9 x 3/4 x .042 225 x 19 x 1.07	1766338	Cast Iron, Tile, Brick and Natural Stone
11 x 3/4 x .042 275 x 19 x 1.07	1766356	

EXTREME CUTTING RATES

*Test conducted using standard carbide grit blades vs. 11" LENOX DIAMOND Double Tang cutting 2" cast iron pipe in laboratory testing



CARBIDE TIPPED RECIPROCATING SAW BLADES

Engineered to Cut the Toughest Materials

VERSATILE AND EFFECTIVE

Cuts tough materials including cement board, cast aluminum, pressure treated wood, engineered lumber, and more

ENGINEERED FOR FASTER PERFORMANCE

Triple chip tooth design cuts 25% faster than standard carbide blades and provides exceptional fatigue resistance

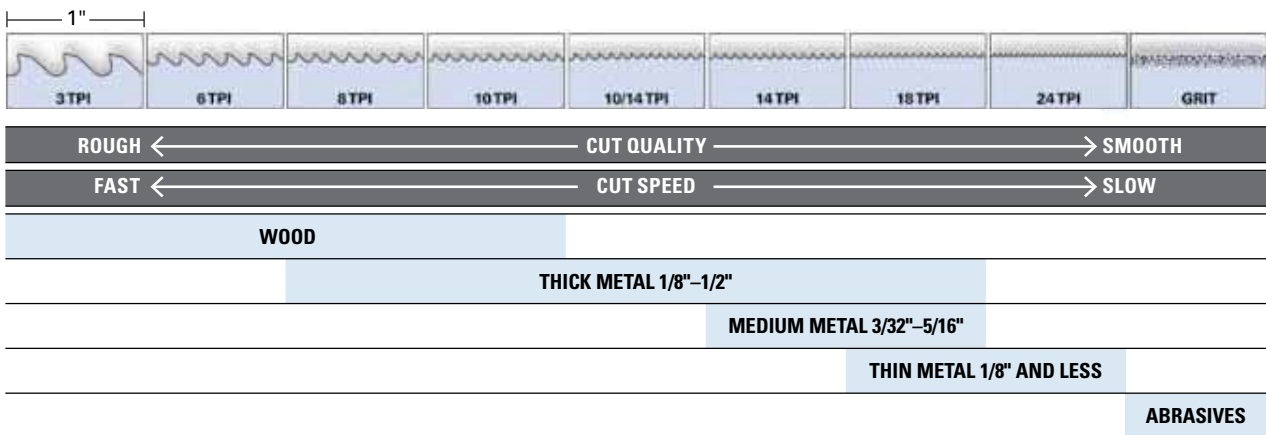


TPI	LENGTH x WIDTH x THICKNESS IN MM	1-PACK PROD NO	TYPE	APPLICATION
3	8 x 3/4 x .050 203 x 19 x 1.3	205998535RCT	Straight Back	Fiberglass, Particle Board,
6	6 x 3/4 x .050 152 x 19 x 1.3	205966565RCT	Straight Cutting	Pressure-Treated Woods,
6	6 x 3/4 x .050 152 x 19 x 1.3	205956563RCT	Contour Back	Plywood, Cast Aluminum

RECIPROCATING SAW BLADE SELECTION GUIDE

	WOOD	NAIL-EMBEDDED WOOD	NON-FERROUS METAL	DEMOLITION	FIRE & RESCUE	PLASTICS & COMPOSITES	THICK METAL	MEDIUM METAL	THIN METAL	DRYWALL/PLASTER	CEMENT BOARD	CAST IRON	ABRASIVES
BEST	LENOX Gold®									CARBIDE TIPPED		LENOX DIAMOND™	
BETTER	BI-METAL	LAZER®	BI-METAL				LAZER		BI-METAL	LENOX DIAMOND	CARBIDE GRIT		
GOOD	—	BI-METAL	—				BI-METAL		—	CARBIDE GRIT	—		

TEETH PER INCH SELECTION GUIDE



BLADE LENGTH SELECTION GUIDE

Always keep 2 teeth in the cut.





































WIDTH OF MATERIAL + 3" = BLADE LENGTH
 EXAMPLE: 5" (WIDTH) + 3" = 8". USE AN 8" OR 9" BLADE

RECIPROCATING SAW BLADES CROSS REFERENCE CHART

	LENGTH				SHAPE	COMPETITIVE CROSS REFERENCE			
	TPI	IN	MM	DESC		BOSCH® / BOSCH EDGE	DEWALT®	MILWAUKEE® / MILWAUKEE ICE	MK MORSE®
LENOX Gold®	6	6	152	676GRC					
	6	6	152	656GR					
	6	6	152	6066GR					
	6	9	229	956GR					
	6	9	229	966GR					
	6	12	305	156GR					
	6	12	305	106GR					
	8	6	152	6108GR					
	8	9	229	9108GR					
	10	6	152	610GR					
	10	6	152	6110GR					
	10	8	203	810GR					
	10	9	229	9110GR					
	10	12	305	12110GR					
	14	4	102	414GR					
	14	6	152	614GR					
	14	6	152	6114GR					
	14	9	229	9114GR					
	14	12	305	12114GR					
	18	4	102	418GR					
	18	6	152	618GR					
	18	6	152	6118GR					
	18	8	203	818GR					
	18	9	229	9118GR					
18	12	305	12118GR						
24	4	102	424GR						
24	6	152	624GR						
24	8	203	824GR						
LENOX DIAMOND®	Grit	9	225	800DTDG					—
	Grit	11	275	100DTDG					—
LAZER®	8	6	152	6108R		RSM6X2, RSM7X2 RESM6X2	—	5700, 5701	—
	8	9	229	9108R		RSM9X2, RESM9X2	—	5705, 5706	—
	8	12	305	12108R		RSM12X2	—	5710, 5711	—
	10	6	152	6110R		S123XF, RPRM6, SAPP6, RESM6X2	—	5712, 4712	RB66210, RBFR66210W, RBMC64210
	10	9	229	9110R		RESM9X2	—	5713, 4713	RB1010, RBMC95010
	10	12	305	12110R		RAP1210	—	5714	RB1210, RB126210, RBFR126210W, RBMC125010
	14	6	152	6114R		RCM6X2, RECM6X2	—	5782, 4782	RBFR66214W, RBMC64214
	14	9	229	9114R		RCM9X2, RECM9X2	—	5787, 5795, 4788	RBFR96214W, RBMC95014
	14	12	305	12114R		RCM12X2	—	5794	RB1214, RBFR126214W, RBMC125014, RBU10514
	18	6	152	6118R		RCTM6X2, RECM6X2	—	5784, 4784	RB65018, RBMC64218
	18	9	229	9118R		RECM9X2	—	5788, 5798, 4788	RBMC95018
	18	12	305	12118R		—	—	5789	RBMC125018



RECIPROCATING BLADES CROSS REFERENCE CHART (CONTINUED)

	LENGTH				SHAPE	COMPETITIVE CROSS REFERENCE			
	TPI	IN	MM	DESC		BOSCH®/ BOSCH EDGE	DEWALT®	MILWAUKEE®/ MILWAUKEE ICE	MK MORSE®
DEMOLITION	6	6	152	6066R		RDN6V	DW4862	5021, 5701	RB66206C
	6	9	229	966R		RDN9V	DW4863	5026	RB96206
	6	12	305	106R		RDN12V	DW4806, DW4806B, DW4845, DW4877	5027	RB126206
	10	9	229	960R		REDM6X2, REDM9X2	—	—	RB96210, RBFR96210W
STANDARD BI-METAL	4	6	152	634R		S234XF	DW4801	—	RC603
	6	4	102	456RP		—	—	5052	RB606
	6	6	152	636RP		RDW66	—	—	RB606P
	6	6	152	656R		RDN6V, RHN66, RW66, RN66, RN96, RN126	DW4802, DW4802B, DW4847, DW4848B, DW4876	5031, 5035	RB63506, RB65006, RB65058, RC606
	6	6	152	676RC		—	DW4816	5041	RB65006C
	6	6	152	606R		—	DW4850	5012, 5015	RB606ST, RB658, RC606ST
	6	9	229	956R		RPRW8, RDN9V, RSN9V, RHN96, RVW96	DW4803, DW4803B, DW4848	5016, 5036	RB93506, RB95006, RC905, RC906
	6	12	305	156R		RHN126, RW126	DW4804, DW4804B, DW4849	5017, 5037	RB123506, RB125006, RB125058ST, RB125058, RC1206
	10	6	152	610R		RPRAP6, RAP610	DW4806, DW4806B, DW4845, DW4877	4091, 5090, 5091, 5092	RB610, RB65010, RBMC610, RC610
	10	8	203	810R		RPRAP8, RAP810, RAP910	DW4865B	5093, 5175	RB810, RB8501014, RBMC810
	10/14	6	152	635R		—	—	—	—
	10/14	6	152	650R		RD6V, RRD6V, SRD6, RAP6V	DW4864, DW4864B	—	RB61014, RB6501014, RB6501014T
	10/14	8	203	835R		—	—	5193	—
	10/14	8	203	850R		RD9V, RRD9V, SRD9, RAP9V	DW4865	5193	RB81014, RB8501014
	10/14	12	305	110R		RD12V, RRD12V, SRD12, RFM10V, SHMF10, RAP12V	DW4838	5094, 5194	RB121014, RB12501014, RB12501014ST, RB12501014
	14	3-5/8	92	314RC		—	DW4814	5161, 5162	—
	14	4	102	414R		—	DW4807, DW4807B	5181	RB414, RH414
	14	6	152	614R		RM614	DW4808, DW4808B	5182, 5282, 4182	RB614, RB65014, RBMC614, RH614
	14	8	203	814R		RM914	—	5187, 4187	RB814, RBMC814
	18	3-5/8	92	318RC		RSM418	—	5163	RB318S, RH318S, RH324S
	18	4	102	418R		RS418	DW4810	5183	RB418, RH318, RH418
	18	6	152	618R		RS618, RM618	DW4811, DW4811B, DW4878	5184, 5284, 4184	RB618, RBMC618, RH618
	18	8	203	818R		RM918	DW4921	5188, 4188	RB814, RB818, RBMC818
	18	12	305	118R		RM1218	—	5189, 4189	RB1018, RB1218, RBMC1218
24	4	102	424R		S518A, S518AF, S518AF-100, S518EF, S518G	DW4812	5185	RB424, RH424	
24	6	152	624R		RM624	DW4815	5186, 5286, 4186	RB624, RBMC624, RH624	
24	8	203	824R		RM924	—	—	—	
LENOX DIAMOND™	Grit	8	203	800DRDG		RCB8DG	—	1450	—
CARBIDE GRIT	Grit	6	152	600RG		RCB6G	DW4844	1400, 1410, 1420	RTCG4, RTCG6
	Grit	8	203	800RG		RCB9G	DW4843	1430	RTCG8
	Grit	10	254	100RG		—	—	—	RTCT6065
CARBIDE TIPPED	3	8	203	8535RCT		—	—	—	RTCT6065
	6	6	152	6565RCT		—	—	—	RCFP66
	6	6	152	6563RCT		—	—	—	—
FLEAM GROUND	6	6	152	6W6R		—	—	5015	—
	6	9	229	9W6R		—	—	5016	—

BI-METAL JIG SAW BLADES

Ideal for Wood Working and Metal Cutting

PRECISION CUTTING

Super sharp to cut fast without deflection

SMOOTH FINISH

Ground to precision sharpness for straight cuts and a smooth finish




IDEAL FOR WOODWORKING

Designed for optimal performance in wood cutting, including hardwoods

SHATTER RESISTANT

Bi-metal technology flexes and resists breaking and extends blade life



	LENGTH			PROCESS	2-PACK PROD NO	5-PACK PROD NO	25-PACK PROD NO	APPLICATION	COMPETITIVE CROSS REFERENCE	
	TPI	IN	MM						SHAPE	BOSCH®
WOOD CUTTING T-SHANK	6	4	102		Milled	20305BT406S	—	20812B406S	Fast, rough cut	T144DF
	6	4	102		Ground	20315BT456S	20850F456S	20781B456S	Very fast, clean cut	—
	10	4	102		Milled	20306BT410S	20851F410S	20813B410S	Fast, nail-embedded wood	T127DF
	10	4	102		Ground	20313BT450S	20842F450S	20814B450S	Clean, smooth cut	T101BF
	10D	4	102		Ground	20314BT450SR	20843F450SR	20782B450SR	Down cut	T101BRF
	20	3-1/4	82.5		Ground	20311BT320SC	—	—	Scroll cut, laminates	T101AOF
METAL CUTTING T-SHANK	14	3-5/8	92.1		Milled	20301BT314S	20832F314S	20815B314S	Thick metal	T188BF/T118B
	18	3-5/8	92.1		Milled	20302BT318S	20834F318S	20816B318S	Medium metal	T118EF
	18	5-1/4	133.4		Milled	20308BT518S	20854F518S	—	Medium metal	T318B
	24	3-5/8	92.1		Milled	20303BT324S	20835F324S	20817B324S	Thin metal	T118A/T118AF
	32	3-5/8	92.1		Milled	20803BT332S	—	—	Very thin metal	T118G
WOOD CUTTING U-SHANK	6	4	102		Milled	20329BT486J	20652F486J	—	Fast, rough cut	U111DF
	6	4	102		Ground	20337BT456J	—	20784B456J	Very fast, clean cut	U101DF
	6	6	102		Milled	20331BT686J	—	—	Fast cut	—
	10	4	102		Milled	20328BT480J	20654F480J	—	Fast, nail-embedded wood	—
	10	4	102		Ground	20335BT450J	20648F450J	20702B450J	Clean, smooth cut	U101BF
	10D	4	102		Ground	20336BT450JR	—	20791B450JR	Down cut	—
20	2-3/4	69.9		Ground	20333BT320JC	—	—	Scroll cut, laminates	U1A0F	
METAL CUTTING U-SHANK	14	3-5/8	92.1		Milled	20321BT314J	20641F314J	20705B314J	Thick metal	U118B/U118BF
	18	3-5/8	92.1		Milled	20322BT318J	20643F318J	20706B318J	Medium metal	U118E/U118EF
	18	5-1/4	133.4		Milled	20330BT518J	—	—	Medium metal	—
	24	3-5/8	92.1		Milled	20323BT324J	20644F324J	20707B324J	Thin metal	U118A/U118AF
	32	3-5/8	92.1		Milled	20609BT332J	—	—	Very thin metal	U118G/U118GF

BOSCH is a registered trademark of Robert Bosch Tool Corporation

HIGH CARBON STEEL JIG SAW BLADES

Ideal for Woodworking

PRECISION CUTTING

Super sharp to cut fast without deflection

SMOOTH FINISH

Ground to precision sharpness for straight cuts and a smooth finish

IDEAL FOR WOODWORKING

Designed for optimal performance in wood cutting, including hardwoods



COMPETITIVE
CROSS
REFERENCE
BOSCH®

	TPI	LENGTH		SHAPE	PROCESS	2-PACK PROD NO	5-PACK PROD NO	25-PACK PROD NO	APPLICATION	BOSCH®
		IN	MM							
T-SHANK JIG SAW BLADES	6	4	102		Milled	20750CTS406S	20298CFS406	—	Fast, rough cut	T111C
	6	4	102		Ground	20751CT456S	20297CF456S	20292BC456S	Very fast, clean	T101D
	6	3-5/8	92.1		Ground	20312CT416SC	—	—	Scroll cut	T244D
	10	4	102		Ground	20752CT450S	20296CF450S	20291BC450S	Clean, smooth cut	T101B
	10D	4	102		Ground	20753CT450SR	20295CF450SR	—	Down cut	T101BR
	20	3-1/4	82.5		Ground	20754CT320SC	20299CF320SC	—	Scroll cut, laminates	T101A0
U-SHANK JIG SAW BLADES	6	4	102		Milled	20755CTS406J	—	—	Fast, rough cut	U111D
	6	4	102		Ground	20756CT456J	—	—	Very fast, clean cut	U101D
	6	3-5/8	92.1		Ground	20334CT416JC	—	—	Scroll cut	U244D
	10	4	102		Ground	20757CT450J	—	—	Clean, smooth cut	U101B
	10D	4	102		Ground	20758CT450JR	—	—	Down cut	U101BR
	20	2-3/4	69.9		Ground	20759CT320JC	—	—	Scroll cut, laminates	U101A0

BOSCH is a registered trademark of Robert Bosch Tool Corporation

LENOX DIAMOND™ GRIT JIG SAW BLADE



TPI	LENGTH		SHAPE	PROCESS	1-PACK PROD NO	APPLICATION
	IN	MM				
Grit	3	76.2		Grit	12149	Ceramic Tile, Fiberglass

CARBIDE GRIT JIG SAW BLADES



TPI	LENGTH		SHAPE	PROCESS	2-PACK PROD NO	5-PACK PROD NO	APPLICATION	COMPETITIVE CROSS REFERENCE
	IN	MM						BOSCH®
Grit	3	76.2		Grit	20300GT300S	20830F300SG	Ceramic Tile	T130RF3
Grit	3	76.2		Grit	20320GT300J	—	Ceramic Tile	—

BOSCH is a registered trademark of Robert Bosch Tool Corporation

JIG SAW BLADE SETS

BI-METAL SETS

HIGH CARBON SETS



20868U743SA
7 PIECE T-SHANK
BI-METAL SET
 456S, 450SR, 450S,
 406S, 324S, 318S, 314S
 Vinyl pouch

20606U743JA
7 PIECE U-SHANK
BI-METAL SET
 456J, 450JR, 450J,
 406J, 324J, 318J, 314J
 Vinyl pouch

20764C543SA
5 PIECE T-SHANK
MULTI-PURPOSE SET
 456S, 450S, 324S,
 320SC, 318S
 Blister pack

20769C543JA
5 PIECE U-SHANK
MULTI-PURPOSE SET
 456J, 450J, 324J,
 320JC, 318J
 Blister pack

AIR SAW BLADES

Maximum Durability for Pneumatic Machine Cutting

SHATTER RESISTANT

Bi-metal blades bend and resist breaking and extend blade life

LONG LASTING

High speed steel teeth provide a strong, long lasting cutting edge



TPI	LENGTH x WIDTH x THICKNESS		5-PACK PROD NO	25-PACK PROD NO	APPLICATION
	IN	MM			
18	4 x 1/2 x .025	102 x 12.7 x .6	20426418T	20423B418T	For pneumatic machine cutting applications in automotive repair & sheet metal
24	4 x 1/2 x .025	102 x 12.7 x .6	20427424T	20424B424T	
32	4 x 1/2 x .025	102 x 12.7 x .6	20428432T	20425B432T	



"One LENOX blade easily lasts as long as 20 of the blades we used before. They cut like butter. You hardly have to put any pressure on the LENOX blades, and they cut in at least half the time."

-CHARLIE LASTOWSKI, SR. SUPERINTENDENT
CHAMBERLAIN WATERPROOFING
AND ROOFING

METAL CUTTING CIRCULAR SAW BLADES

METAL CUTTING CIRCULAR SAW BLADES

A Faster Way to Cut Metal™

EXTENDED LIFE

Titanium carbide tipped
Resists material build-up on teeth

CLEAN, COOL CUTS

Less burr than abrasive blades
No need for secondary grinding
Reduced material burning

MODIFIED TRIPLE CHIP GRIND

For added durability

RESHARPENABLE



	DIAMETER			TOOTH COUNT	RPM	ARBOR		APPLICATION
	IN	MM	PROD NO			IN	MM	
STEEL	5-3/8	135	21876ST538030CT	30	3500	—	20	Structurals Thick walled pipe Threaded rod Channel steel Plate Solid steel
	6-3/4	171	21878ST634040CT	40	5800	—	20	
	7	180	21879ST700038CT	38	4300	—	20	
	7-1/4	184	21881ST714040CT	40	5800	5/8	16	
	8	203	21884ST800050CT	50	5800	5/8	16	
	9	230	21885ST900048CT	48	5200	1	25.4	
	10	254	21886ST100052CT	52	5200	5/8	16	
	12	305	21888ST120060CT	60	1500	1	25.4	
THIN STEEL	14	355	21891ST140080CT	80	1800	1	25.4	Sheet metal Thin walled pipe Metal roofing Metal decking
	6-1/2	165	21877TS612048CT	48	5800	5/8	16	
	7	180	21880TS700068CT	68	4300	—	20	
	7-1/4	184	21883TS714068CT	68	5800	5/8	16	
ALUMINUM	12	305	21890TS120080CT	80	1500	1	25.4	Aluminum Copper Brass
	14	355	21893TS140090CT	90	1800	1	25.4	
	7-1/4	184	21882AL714060CT	60	5800	5/8	16	
	10	254	21887AL100080CT	80	5200	5/8	16	
	12	305	21889AL120080CT	80	4000	1	25.4	
	14	355	21892AL140080CT	80	3000	1	25.4	

BI-METAL HOLE SAWS

Long Lasting, Fast Cutting and Versatile



DURABLE

TUFF TOOTH design is reinforced to cut stronger and last longer

LONG LASTING

Patented VARI-TOOTH® design resists tooth stripping

STAYS SHARP

High speed steel teeth resist breaking and offer extended life

WITHSTANDS HIGH TORQUE

Thick backing plate with holes for drive pins resists damage due to high torque



DIAMETER		1 PER BOX PROD NO	PIPE TAP		PIPE ENTRANCE		USE ARBOR	
IN	MM		IN	MM	IN	MM	SNAP-BACK™	STANDARD
9/16	14.3	300099L	—	—	—	—	5L	1L, 4L or 5L
5/8	15.9	3001010L	—	—	—	—	5L	1L, 4L or 5L
11/16	17.5	3001111L	—	—	—	—	5L	1L, 4L or 5L
3/4	19.1	3001212L	1/2	12.7	3/8	9.5	5L	1L, 4L or 5L
25/32	19.8	3009820MMHS	—	—	—	—	5L	1L, 4L or 5L
13/16	20.6	3001313L	—	—	—	—	5L	1L, 4L or 5L
7/8	22.2	3001414L	3/4	19.1	1/2	12.7	5L	1L, 4L or 5L
15/16	23.8	3001515L	—	—	—	—	5L	1L, 4L or 5L
1	25.4	3001616L	—	—	—	—	5L	1L, 4L or 5L
1-1/16	27.0	3001717L	—	—	—	—	5L	1L, 4L or 5L
1-1/8	28.6	3001818L	1	25.4	3/4	19.1	5L	1L, 4L or 5L
1-3/16	30.2	3001919L	—	—	—	—	5L	1L, 4L or 5L
1-1/4	31.8	3002020L	—	—	—	—	2L, 6L	2L, 3L or 6L
1-5/16	33.3	3002121L	—	—	—	—	2L, 6L	2L, 3L or 6L
1-3/8	34.9	3002222L	—	—	1	25.4	2L, 6L	2L, 3L or 6L
1-7/16	36.5	3002323L	—	—	—	—	2L, 6L	2L, 3L or 6L
1-1/2	38.1	3002424L	1-1/4	31.8	—	—	2L, 6L	2L, 3L, 6L or 7L
1-9/16	39.7	3002525L	—	—	—	—	2L, 6L	2L, 3L, 6L or 7L
1-5/8	41.3	3002626L	—	—	—	—	2L, 6L	2L, 3L, 6L or 7L
1-11/16	42.9	3002727L	—	—	—	—	2L, 6L	2L, 3L, 6L or 7L
1-3/4	44.5	3002828L	1-1/2	38.1	1-1/4	31.8	2L, 6L	2L, 3L, 6L or 7L
1-13/16	46.0	3002929L	—	—	—	—	2L, 6L	2L, 3L, 6L or 7L
1-7/8	47.6	3003030L	—	—	—	—	2L, 6L	2L, 3L, 6L or 7L
2	50.8	3003232L	—	—	1-1/2	38.1	2L, 6L	2L, 3L, 6L or 7L
2-1/16	52.4	3003333L	—	—	—	—	2L, 6L	2L, 3L, 6L or 7L
2-1/8	54.0	3003434L	—	—	—	—	2L, 6L	2L, 3L, 6L or 7L
2-1/4	57.2	3003636L	2	50.8	—	—	2L, 6L	2L, 3L, 6L or 7L
2-5/16	58.7	3003636L	—	—	—	—	2L, 6L	2L, 3L, 6L or 7L
2-3/8	60.3	3003737L	—	—	—	—	2L, 6L	2L, 3L, 6L or 7L
2-1/2	63.5	3004040L	—	—	2	50.8	2L, 6L	2L, 3L, 6L or 7L



DIAMETER		1 PER BOX PROD NO	PIPE TAP		PIPE ENTRANCE		USE ARBOR	
IN	MM		IN	MM	IN	MM	SNAP-BACK™	STANDARD
2-9/16	65.1	3004141L	—	—	—	—	2L, 6L	2L, 3L, 6L or 7L
2-5/8	66.7	3004242L	2-1/2	63.5	—	—	2L, 6L	2L, 3L, 6L or 7L
2-11/16	68.3	3004343L	—	—	—	—	2L, 6L	2L, 3L, 6L or 7L
2-3/4	69.9	3004444L	—	—	—	—	2L, 6L	2L, 3L, 6L or 7L
2-7/8	73.0	3004646L	—	—	—	—	2L, 6L	2L, 3L, 6L or 7L
3	76.2	3004848L	—	—	2-1/2	63.5	2L, 6L	2L, 3L, 6L or 7L
3-1/8	79.4	3005050L	—	—	—	—	2L, 6L	2L, 3L, 6L or 7L
3-1/4	82.6	3005252L	3	76.2	—	—	2L, 6L	2L, 3L, 6L or 7L
3-3/8	85.7	3005454L	—	—	—	—	2L, 6L	2L, 3L, 6L or 7L
3-1/2	88.9	3005656L	—	—	—	—	2L, 6L	2L, 3L, 6L or 7L
3-5/8	92.1	3005858L	—	—	3	76.2	2L, 6L	2L, 3L, 6L or 7L
3-3/4	95.3	3006060L	3-1/2	85.7	—	—	2L, 6L	2L, 3L, 6L or 7L
3-7/8	98.4	3006262L	—	—	—	—	2L, 6L	2L, 3L, 6L or 7L
4	101.6	3006464L	—	—	—	—	2L, 6L	2L, 3L, 6L or 7L
4-1/8	104.8	3006666L	—	—	3-1/2	85.7	2L, 6L	2L, 3L, 6L or 7L
4-1/4	108.0	3006868L	4	95.3	—	—	2L, 6L	2L, 3L, 6L or 7L
4-3/8	111.1	3007070L	—	—	—	—	2L, 6L	2L, 3L, 6L or 7L
4-1/2	114.3	3007272L	—	—	—	—	2L, 6L	2L, 3L, 6L or 7L
4-5/8	117.5	3007474L	—	—	4	95.3	2L, 6L	2L, 3L, 6L or 7L
4-3/4	120.7	3007676L	4-1/2	108.0	—	—	2L, 6L	2L, 3L, 6L or 7L
5	127.0	3008080L	—	—	—	—	2L, 6L	2L, 3L, 6L or 7L
5-1/2	139.7	3008888L	—	—	—	—	2L, 6L	2L, 3L, 6L or 7L
6	152.4	3009696L	—	—	—	—	2L, 6L	2L, 3L, 6L or 7L

CONTRACTOR'S HOLE SAW 5 PACKS

VALUE & CONVENIENCE

Unique packaging provides value and convenience for high volume users

PROD NO	IN	MM
10735B14L	7/8	22.2
10736B16L	1	25.4
10737B18L	1-1/8	28.6
10738B20L	1-1/4	31.8
10739B22L	1-3/8	34.9
10740B24L	1-1/2	38.1
10741B28L	1-3/4	44.5
10742B32L	2	50.8



ONE-PIECE ARBORED BI-METAL HOLESAW

LONG LASTING, FAST CUTTING AND VERSATILE



LONG LASTING

TUFF TOOTH™ design is reinforced to cut stronger and last longer

UNIQUE TOOTH CONFIGURATION

Patented VARI-TOOTH® design resists tooth strippage

SHATTER RESISTANT

Bi-metal hole saws resist breaking and offer extended life

ADDED DURABILITY

Thick backing plate resists damage due to high torque from arbors

GOOD FOR SHOCK AND INTERRUPTED CUTS

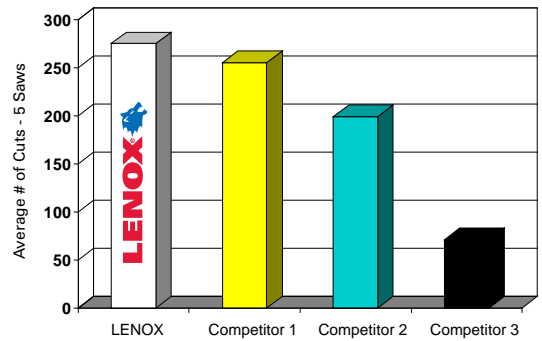
ARBOR AND PILOT DRILL INCLUDED



APPLICATIONS

- Wood
- Metal
- Nail-Embedded Wood
- Pipe
- Stainless Steel (@ low RPM)
- Sheet Metal

Hole Saw Testing Rig
200 RPM, 60 Lbs Force
.060" 1010 CRS (steel)



DIAMETER	ARBORED 1-PACK	DIAMETER	ARBORED 1-PACK	DIAMETER	ARBORED 1-PACK	DIAMETER	ARBORED 1-PACK	DIAMETER	ARBORED 1-PACK
MM	PRODUCT NO	MM	PRODUCT NO	MM	PRODUCT NO	MM	PRODUCT NO	MM	PRODUCT NO
14	14851-14MMAHS	33	14870-33MMAHS	52	14889-52MMAHS	71	14908-71MMAHS	90	14927-90MMAHS
15	14852-15MMAHS	34	14871-34MMAHS	53	14890-53MMAHS	72	14909-72MMAHS	91	14928-91MMAHS
16	14853-16MMAHS	35	14872-35MMAHS	54	14891-54MMAHS	73	14910-73MMAHS	92	14929-92MMAHS
17	14854-17MMAHS	36	14873-36MMAHS	55	14892-55MMAHS	74	14911-74MMAHS	93	14930-93MMAHS
18	14855-18MMAHS	37	14874-37MMAHS	56	14893-56MMAHS	75	14912-75MMAHS	94	14931-94MMAHS
19	14856-19MMAHS	38	14875-38MMAHS	57	14894-57MMAHS	76	14913-76MMAHS	95	14932-95MMAHS
20	14857-20MMAHS	39	14876-39MMAHS	58	14895-58MMAHS	77	14914-77MMAHS	96	14933-96MMAHS
21	14858-21MMAHS	40	14877-40MMAHS	59	14896-59MMAHS	78	14915-78MMAHS	97	14934-97MMAHS
22	14859-22MMAHS	41	14878-41MMAHS	60	14897-60MMAHS	79	14916-79MMAHS	98	14935-98MMAHS
23	14860-23MMAHS	42	14879-42MMAHS	61	14898-61MMAHS	80	14917-80MMAHS	99	14936-99MMAHS
24	14861-24MMAHS	43	14880-43MMAHS	62	14899-62MMAHS	81	14918-81MMAHS	100	14937-100MMAHS
25	14862-25MMAHS	44	14881-44MMAHS	63	14900-63MMAHS	82	14919-82MMAHS	102	14938-102MMAHS
26	14863-26MMAHS	45	14882-45MMAHS	64	14901-64MMAHS	83	14920-83MMAHS	105	14939-105MMAHS
27	14864-27MMAHS	46	14883-46MMAHS	65	14902-65MMAHS	84	14921-84MMAHS	108	14940-108MMAHS
28	14865-28MMAHS	47	14884-47MMAHS	66	14903-66MMAHS	85	14922-85MMAHS	110	14941-111MMAHS
29	14866-29MMAHS	48	14885-48MMAHS	67	14904-67MMAHS	86	14923-86MMAHS	114	14942-114MMAHS
30	14867-30MMAHS	49	14886-49MMAHS	68	14905-68MMAHS	87	14924-87MMAHS	121	14943-121MMAHS
31	14868-31MMAHS	50	14887-50MMAHS	69	14906-69MMAHS	88	14925-88MMAHS	150	14944-150MMAHS
32	14869-32MMAHS	51	14888-51MMAHS	70	14907-70MMAHS	89	14926-89MMAHS		

SNAP-BACK™ ARBORS

No tools. No adaptors. No screwing around.

QUICK CHANGE

Faster and easier to engage/disengage hole saw

PREVENTS THREADS FROM STRIPPING

Drives off pins, not threads

NO TOOLS NEEDED

Prevents hole saw from locking on arbor

NO ADAPTOR REQUIRED

Arbor threads directly into all hole saws

EASIER PLUG REMOVAL



PROD NO	DESC	FITS HOLE SAWS	SIZES		THREAD SIZE	SHANK TYPE	SHANK SIZE	
			IN	MM			IN	MM
12202K2LSC	2L	20L-96L	1-1/4-6	31.8-152.4	5/8-18	Hex	1/2 & larger	12.7 & larger
12203K5LSC	5L	9L-19L	9/16-1-3/16	14-30	1/2-20	Hex	3/8 & larger	9.5 & larger
12204K6L	6L	20L-96L	1-1/4-6	31.8-152.4	5/8-18	Hex	3/8 & larger	9.5 & larger

STANDARD ARBORS & ACCESSORIES

Arbors & Accessories for All Your Drilling Needs

ADDED DURABILITY

Hardened carbon steel for strength

LENOX 6L Arbor with quick change feature (product no 300066L)

STARTS ON CONTACT

Split point pilot drill for faster penetration and less walking



	PROD NO	DESC	FITS HOLE SAWS	SIZES		SHANK TYPE	SHANK SIZE		PRIMARY FEATURE
				IN	MM		IN	MM	
ARBORS	300011L	1L	9L-19L	9/16-1-3/16	14.3-30.2	Hex	1/2 & larger	12.7 & larger	Adjustable pilot bit
	300022L	2L	20L-96L	1-1/4-6	31.8-152.4	Hex	1/2 & larger	12.7 & larger	Use for enlarging holes, adjustable pilot bit
	300033L	3L	20L-96L	1-1/4-6	31.8-152.4	Solid/Hex	1/2 & larger	12.7 & larger	—
	300044L	4L	9L-19L	9/16-1-3/16	14.3-30.2	3 sided	1/4 & larger	6.4 & larger	Adjustable pilot bit, 3 flats on shank
	300055L	5L	9L-19L	9/16-1-3/16	14.3-30.2	Hex	3/8 & larger	9.5 & larger	Use for 9A-19A arbored hole saws
	300066L	6L	20L-96L	1-1/4-6	31.8-152.4	Hex	3/8 & larger	9.5 & larger	Quick change arbor
	300077L	7L	24L-96L	1-1/2-6	31.8-152.4	Hex	3/8 & larger	9.5 & larger	Plug ejection feature

	PROD NO	DESCRIPTION	CHUCK SIZE		FITS ARBOR	
			IN	MM	SNAP BACK™	STANDARD
ACCESSORIES	308504321	Pilot Drill (1/pack)	1/4	6.4	2L	1L, 2L or 4L
	30853B4321	Pilot Drill (25/pack)	1/4	6.4	2L	1L, 2L or 4L
	3085156PD	Pilot Drill (1/pack)	1/4	6.4	5L, 6L	3L, 5L, 6L or 7L
	30297123CT	Carbide Tipped Pilot Drill (1/pack)	1/4	6.4	2L	1L, 2L, 4L or 7L
	3029865CTPD	Carbide Tipped Pilot Drill (1/pack)	1/4	6.4	5L, 6L	5L or 6L
	30857AA1	Arbor Adaptor (5/pack)	—	—	5L	1L, 4L or 5L
	3084818X	18" Extension (1/pack)	1/2 & larger	12.7 & larger	2L	1L, 2L or 3L
	3084712 X	12" Extension (1/pack)	1/2 & larger	12.7 & larger	2L	1L, 2L or 3L
	3084310X	* 10" Extension (1/pack)	3/8 & larger	9.5 & larger	5L, 6L	5L, 6L or 7L
	3084655X	5-1/2" Extension (1/pack)	1/2 & larger	12.7 & larger	2L	1L, 2L or 3L
	2910114	1/4" Set Screw - 6L				
	29102516	5/16" Set Screw - 1L, 4L, 5L, Extn				
	2910312SETSCREW	1/2" Set Screw - 2L				

* Fits arbored hole saws

BI-METAL HOLE SAW KITS

Convenient Storage for Trade-Specific Uses

DURABLE

Durable construction resists damage caused by drops and tough workplace environments

SECURE

Latches close case tightly and securely
Lockable with standard padlocks

LONG LASTING

Metal latches and metal pin hinges won't break or tear



LARGE KIT
10" h x 14 1/2" w

MEDIUM KIT
8" h x 11" w

COMPACT KIT
4 5/8" h x 7" w



GENERAL PURPOSE KITS



30807700G
9 PIECE KIT
7/8", 1", 1-1/4", 1-3/8", 1-1/2",
1-3/4", 2-1/8"
SNAP-BACK Arbors: 5L, 6L
MEDIUM KIT



308201200G
17 PIECE KIT
5/8", 3/4", 7/8", 1", 1-1/8", 1-1/4",
1-3/8", 1-1/2", 1-3/4", 2", 2-1/2", 3"
SNAP-BACK Arbor: 2L
Arbor: 1L. Three 4321 pilot drills
LARGE KIT



30370400G
5 PIECE KIT
2", 3", 3-3/8", 4-1/8"
SNAP-BACK Arbor: 2L
LARGE KIT



308042000G
26 PIECE KIT - BIG DADDY™
3/4", 7/8", 1", 1-1/8", 1-3/8", 1-1/2",
1-3/4", 2", 2-1/8", 2-1/4", 2-1/2",
2-11/16", 3", 3-1/4", 3-3/8", 3-5/8",
3-3/4", 4-1/8", 4-1/2", 4-3/4"
SNAP-BACK Arbors: 2L, 6L
Arbor: 1L. Two 4321 and one
56PD pilot drills
LARGE KIT



30374500G
9 PIECE KIT
2-1/8", 2-9/16", 3-1/4", 3-3/4", 4-3/4"
SNAP-BACK Arbor: 2L
Three 4321 pilot drills
LARGE KIT

ELECTRICIAN'S KITS



30856C600L
9 PIECE KIT
 7/8", 1-1/8", 1-3/8", 1-3/4", 2", 2-1/2"
 SNAP-BACK Arbors: 2L, 5L
 One arbor adaptor
 MEDIUM KIT



30800600L
10 PIECE KIT
 7/8", 1-1/8", 1-3/8", 1-3/4", 2", 2-1/2"
 SNAP-BACK Arbors: 2L, 5L
 One 4321 pilot drill
 One arbor adaptor
 LARGE KIT



308021200L
17 PIECE KIT
 3/4", 7/8", 1-1/8", 1-3/8", 1-3/4", 2",
 2-1/2", 2-11/16", 3", 3-5/8", 4-1/8",
 4-3/4". SNAP-BACK Arbors: 2L, 5L
 Two 4321 and one 56PD pilot drills
 LARGE KIT

PLUMBER'S KITS



30860C600P
9 PIECE KIT
 3/4", 7/8", 1-1/8", 1-3/8", 2", 2-1/2"
 SNAP-BACK Arbors: 2L, 5L
 One arbor adaptor
 MEDIUM KIT



30808600P
10 PIECE KIT
 3/4", 7/8", 1-1/8", 1-1/2", 1-3/4", 2-1/4"
 SNAP-BACK Arbors: 2L, 5L
 One 4321 pilot drill
 One arbor adaptor
 LARGE KIT



308011200P
17 PIECE KIT
 3/4", 7/8", 1-1/8", 1-1/2", 1-3/4", 2-1/4",
 2-9/16", 3", 3-1/2", 4", 4-1/4", 4-1/2"
 SNAP-BACK Arbors: 2L, 5L
 Two 4321 and one 56PD pilot drills
 LARGE KIT

REFRIGERATION KIT



30830600R
8 PIECE KIT
 5/8", 7/8", 1-1/8", 1-3/8", 1-5/8", 2-1/8"
 SNAP-BACK Arbors: 5L, 6L
 MEDIUM KIT

WELDER'S KIT



14789600W
9 PIECE KIT
 3/4", 7/8", 1", 1-1/4", 1-1/2", 2"
 SNAP-BACK Arbors: 2L, 6L
 One Arbor Adaptor
 MEDIUM KIT

AUTOMOTIVE KIT



30805500A
7 PIECE KIT
 3/4", 7/8", 1", 1-1/8", 1-1/4"
 Arbor: 5L
 One arbor adaptor
 COMPACT KIT

CARBIDE TIPPED HOLE SAWS

Designed for Cutting Tile and Stainless Steel

LONG TOOL LIFE

Heat resistant carbide teeth for long life in tile and stainless steel

ADDED DURABILITY

Thick backing plate resists damage and increases life

UNIQUE TOOTH CONFIGURATION

Engineered design provides ability to cut in stainless steel like no other

USE STANDARD ARBOR OR *SNAP-BACK™* ARBOR



1 PER PACK PROD NO	DIAMETER		PIPETAP		PIPE ENTRANCE		USE ARBOR	
	IN	MM	IN	MM	IN	MM	<i>SNAP-BACK</i>	STANDARD
3021111CT	11/16	17.5	—	—	—	—		1L or 4L
3021212CT	3/4	19.1	1/2	12.7	3/8	9.5		1L or 4L
3021414CT	7/8	22.2	3/4	19.1	1/2	12.7		1L or 4L
3021616CT	1	25.4	—	—	—	—		1L or 4L
3021818CT	1-1/8	28.6	1	25.4	3/4	19.1		1L or 4L
3022020CT	1-1/4	31.8	—	—	—	—	2L	2L
3022222CT	1-3/8	34.9	—	—	1	25.4	2L	2L
3022424CT	1-1/2	38.1	1-1/4	31.8	—	—	2L	2L or 7L
3022626CT	1-5/8	41.3	—	—	—	—	2L	2L or 7L
3022828CT	1-3/4	44.5	1-1/2	38.1	1-1/4	31.8	2L	2L or 7L
3023232CT	2	50.8	—	—	1-1/2	38.1	2L	2L or 7L
3023434CT	2-1/8	54.0	—	—	—	—	2L	2L or 7L
3023636CT	2-1/4	57.2	2	50.8	—	—	2L	2L or 7L
3023838CT	2-3/8	60.3	—	—	—	—	2L	2L or 7L
3024040CT	2-1/2	63.5	—	—	2	50.8	2L	2L or 7L
3024141CT	2-9/16	65.1	—	—	—	—	2L	2L or 7L
3024242CT	2-5/8	66.7	2-1/2	63.5	—	—	2L	2L or 7L
3024343CT	2-11/16	68.3	—	—	—	—	2L	2L or 7L
3024848CT	3	76.2	—	—	2-1/2	63.5	2L	2L or 7L
3025252CT	3-1/4	82.6	3	76.2	—	—	2L	2L or 7L
3025454CT	3-3/8	85.7	—	—	—	—	2L	2L or 7L
3025656CT	3-1/2	88.9	—	—	—	—	2L	2L or 7L
3025858CT	3-5/8	92.1	—	—	3	76.2	2L	2L or 7L
3026060CT	3-3/4	95.3	3-1/2	88.9	—	—	2L	2L or 7L
3026464CT	4	101.6	—	—	—	—	2L	2L or 7L
3026666CT	4-1/8	104.8	—	—	3-1/2	88.9	2L	2L or 7L
3026868CT	4-1/4	108.0	4	101.6	—	—	2L	2L or 7L
3027272CT	4-1/2	114.3	—	—	—	—	2L	2L or 7L
3027676CT	4-3/4	120.7	4-1/2	114.3	4	101.6	2L	2L or 7L
3028080CT	5	127.0	—	—	—	—	2L	2L or 7L
3028888CT	5-1/2	139.7	—	—	—	—	2L	2L or 7L
3029696CT	6	152.4	—	—	—	—	2L	2L or 7L

Recommended RPM for each Carbide Tipped Hole Saw on page 46

Note: We recommend the use of a carbide tipped pilot drill when cutting ceramic wall tile.

Pilot drill 123CT fits the *SNAP-BACK* 2L or standard arbors 1L, 2L, 4L or 7L. Pilot drill 65CTPD fits the *SNAP-BACK* 2L or standard arbors 5L and 6L. See page 39.



30294600CTP
8 PIECE PLUMBER'S KIT
 3/4", 7/8", 1-1/8", 1-1/2",
 1-3/4", 2-1/4"
SNAP-BACK Arbor: 2L
 Arbor: 1L
 MEDIUM KIT



30295600CTL
8 PIECE ELECTRICIAN'S KIT
 7/8", 1-1/8", 1-3/8", 1-3/4",
 2", 2-1/2"
SNAP-BACK Arbor: 2L
 Arbor: 1L
 MEDIUM KIT



302901100CTG
15 PIECE
GENERAL PURPOSE KIT
 3/4", 7/8", 1", 1-1/8", 1-1/4",
 1-3/8", 1-1/2", 1-3/4", 2",
 2-9/16", 3"
SNAP-BACK ARBOR: 2L
 Arbor: 1L
 Two 123CT pilot drills
 LARGE KIT

CARBIDE GRIT HOLE SAWS

Best for Cutting Abrasive Materials

CUTS ABRASIVE MATERIALS

Tungsten carbide grit cuts through fiberglass, ceramic tile, laminates and other abrasive materials

CLEAN CUTTING

Carbide grit edge will not snag or chip when cutting thin materials

USE STANDARD ARBOR OR *SNAP-BACK™* ARBOR



1 PER BOX PROD NO	DIAMETER		PIPE TAP		PIPE ENTRANCE		USE ARBOR	
	IN	MM	IN	MM	IN	MM	SNAP-BACK	STANDARD
2991212CG	3/4	19.1	1/2	12.7	3/8	9.5		1L or 4L
2999820MMCG	25/32	19.8	—	—	—	—		1L or 4L
2991414CG	7/8	22.2	3/4	19.1	1/2	12.7		1L or 4L
2991616CG	1	25.4	—	—	—	—		1L or 4L
2991818CG	1-1/8	28.6	1	25.4	3/4	19.1		1L or 4L
2992020CG	1-1/4	31.8	—	—	—	—	2L	2L
2992222CG	1-3/8	34.9	—	—	1	25.4	2L	2L
2992424CG	1-1/2	38.1	1-1/4	31.8	—	—	2L	2L or 7L
2992828CG	1-3/4	44.5	1-1/2	38.1	1-1/4	31.8	2L	2L or 7L
2993232CG	2	50.8	—	—	1-1/2	38.1	2L	2L or 7L
2993434CG	2-1/8	54	—	—	—	—	2L	2L or 7L
2993636CG	2-1/4	57.2	2	50.8	—	—	2L	2L or 7L
2993838CG	2-3/8	60.3	—	—	—	—	2L	2L or 7L
2994040CG	2-1/2	63.5	—	—	2	50.8	2L	2L or 7L
2994141CG	2-9/16	65.1	—	—	—	—	2L	2L or 7L
2994848CG	3	76.2	—	—	2-1/2	63.5	2L	2L or 7L
2995252CG	3-1/4	82.6	3	76.2	—	—	2L	2L or 7L
2995858CG	3-5/8	92.1	—	—	3	76.2	2L	2L or 7L
2996464CG	4	101.6	—	—	—	—	2L	2L or 7L
2996666CG	4-1/8	104.8	—	—	3-1/2	88.9	2L	2L or 7L



29984600CGP
9 PIECE PLUMBER'S KIT
 3/4", 7/8", 1-1/8", 1-1/2",
 2-1/8", 2-9/16"
SNAP-BACK Arbor: 2L
 Arbor: 1L
 One arbor adaptor
 MEDIUM KIT



29985700CGK
10 PIECE GENERAL PURPOSE KIT
 7/8", 1", 1-1/4", 1-3/8", 1-1/2",
 1-3/4", 2-1/8"
SNAP-BACK Arbor: 2L
 Arbor: 1L
 One arbor adaptor
 MEDIUM KIT

HOLE SAW SELECTION GUIDE

	WOOD	NAIL-EMBEDDED WOOD	NON-FERROUS METAL	PLASTICS & COMPOSITES	METAL	STAINLESS STEEL	DRYWALL / PLASTER	CAST IRON	CEMENT BOARD	ABRASIVES	TILE	STONE
BEST	CARBIDE TIPPED			CARBIDE GRIT	CARBIDE TIPPED			LENOX® DIAMOND™				
BETTER	BI-METAL		BI-METAL				CARBIDE TIPPED	CARBIDE GRIT				
GOOD	CARBIDE GRIT	—	CARBIDE GRIT	CARBIDE TIPPED	CARBIDE GRIT			CARBIDE GRIT	BI-METAL	—	CARBIDE TIPPED	—

LENOX *DIAMOND*™ HOLE SAWS

More Holes. Less Time.

ONE PIECE HOLE SAWS

LONG LASTING

Continuous, brazed edge lasts longer in tile and stone

FAST, EASY CUTTING

Low torque, little pressure required

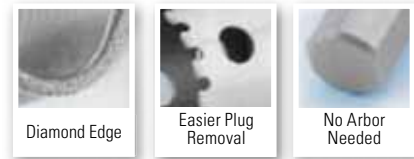
EASIER PLUG REMOVAL

Over-sized slot in hole saw for easy plug removal



1 PER PACK PROD NO	DIAMETER		PIPE TAP		PIPE ENTRANCE	
	IN	MM	IN	MM	IN	MM
121063DGDS	3/16	5				
121074DGDS	1/4	6				
121085DGDS	5/16	8				
121096DGDS	3/8	10				
121108DGDS	1/2	13				
1211110DGDS	5/8	15				
1211212DGDS	3/4	19	3/4	13	3/8	10
1211416DGDS	1	25				
1211622DGDS	1-3/8	35			1	25
12158DGDS4A	4 pc kit*					

* Sizes: 3/16", 1/4", 5/16", 3/8"



CARBIDE GRIT RECESSED LIGHTING HOLE SAWS

Best for Cutting Abrasive Materials

LONG LIFE

Hard tungsten carbide grit edge for a long life in abrasive materials

FAST, EASY CUTTING

Continuous cutting edge for smooth cutting

LIMITS DUST/DEBRIS

Solid back design collects dust and debris

NEW DESIGN



1 PER BOX PROD NO	DIAMETER		FOR FIXTURES	USE ARBOR	
	IN	MM		SNAP-BACK	STANDARD
30861438RL	4-3/8	111	Capri, Marco & Halo, Mini-Juno	2L	2L
12100538RL	5-3/8	127	Capri, Marco & Halo, Mini-Juno, Lightolier & Halo	2L	2L
30862638RL	6-3/8	162	Capri, Halo, Pathway & Thomas	2L	2L
30863658RL	6-5/8	168	Juno, Progress & Pathway	2L	2L
30864678RL	6-7/8	175	Capri, Hubbell®, Lightolier®, Lithonia®, Marco, Prescolite®, Progress	2L	2L

Use 123CT or 4321 Pilot Drill

HALO is a registered trademark of Halo Lighting, JUNO is a registered trademark of Juno Lighting Inc., LITHONIA is a registered trademark of Lithonia, Inc., LIGHTOLIER is a registered trademark of Lightolier, Inc., and PRESCOLITE is a registered trademark of Prescolite, Inc.

RECOMMENDED HOLE SAW RPM

BI-METAL

DIAMETER		MILD	TOOL &	CAST	BRASS	ALUM
IN	MM	STEEL	STAINLESS	IRON		
9/16	14.3	580	300	400	790	900
5/8	15.9	550	275	365	730	825
11/16	17.5	500	250	330	665	750
3/4	19.1	460	230	300	600	690
25/32	19.8	425	210	280	560	630
13/16	20.6	425	210	280	560	630
7/8	22.2	390	195	260	520	585
15/16	23.8	370	185	245	495	555
1	25.4	350	175	235	470	525
1-1/16	27.0	325	160	215	435	480
1-1/8	28.6	300	150	200	400	450
1-3/16	30.2	285	145	190	380	425
1-1/4	31.8	275	140	180	360	410
1-5/16	33.3	260	135	175	345	390
1-3/8	34.9	285	145	190	380	425
1-7/16	36.5	240	120	160	315	360
1-1/2	38.1	230	115	150	300	345
1-9/16	39.7	220	110	145	290	330
1-5/8	41.3	210	105	140	280	315
1-11/16	42.9	205	100	135	270	305
1-3/4	44.5	195	95	130	250	295
1-13/16	46.0	190	95	125	250	285
1-7/8	47.6	180	90	120	240	270
2	50.8	170	85	115	230	255
2-1/16	52.4	165	80	110	220	245
2-1/8	54.0	160	80	105	210	240
2-1/4	57.2	150	75	100	200	225
2-5/16	58.7	140	70	95	190	220
2-3/8	60.3	140	70	95	190	220
2-1/2	63.5	135	65	90	180	205
2-9/16	65.1	130	65	85	175	200
2-5/8	66.7	130	65	85	170	195
2-3/4	69.9	125	60	80	160	185
2-7/8	73.0	120	60	80	160	180
3	76.2	115	55	75	150	170
3-1/8	79.4	110	55	70	140	165
3-1/4	82.6	105	50	70	140	155
3-3/8	85.7	100	50	65	130	150
3-1/2	88.9	95	45	65	130	145
3-5/8	92.1	95	45	60	120	140
3-3/4	95.3	90	45	60	120	135
3-7/8	98.4	85	40	55	110	130
4	101.6	85	40	55	110	130
4-1/8	104.8	80	40	55	110	120
4-1/4	108.0	80	40	55	110	120
4-3/8	111.1	75	35	50	100	105
4-1/2	114.3	75	35	50	100	105
4-3/4	120.7	70	35	45	90	95

Suggested RPMs only

LENOX DIAMOND™ ONE PIECE

DIAMETER		PORCELAIN, CERAMIC, SLATE, GRANITE, MARBLE, GLASS, FIBERGLASS, TRAVERTINE, CEMENT BOARD, LAMINATES
IN	MM	
3/16	5	1500-2000
1/4	6	2000-2500
5/16	8	2000-2500
3/8	10	2000-2500
1/2	13	2000-2500
5/8	15	1500-2000
3/4	19.1	1500-2000

Suggested RPMs only

CARBIDE TIPPED

DIAMETER		ALUM	PLASTIC	FIBER-GLASS	CERAMIC TILE	PARTICLE BOARD	CAST IRON	COMPUTER FLOORING
IN	MM							
3/4	19.1	1700	3430	250	500	3430	410	550
7/8	22.2	1500	2940	210	430	2940	180	470
1	25.4	1300	2570	190	370	2570	150	410
1-1/8	28.6	1100	2290	170	330	2290	140	370
1-3/8	34.9	900	1870	140	270	1870	110	300
1-1/2	38.1	900	1710	120	250	1710	100	270
1-3/4	44.5	700	1470	110	210	1470	90	240
2	50.8	600	1290	90	190	1290	80	210
2-1/4	57.2	600	1140	80	170	1140	70	180
2-1/2	63.5	500	1030	70	150	1030	60	160
3	76.2	400	860	60	120	860	50	140
3-1/4	82.6	400	790	60	110	790	50	130
3-5/8	92.1	400	710	50	100	710	40	110
3-3/4	95.3	300	690	50	100	690	40	110
4-1/8	104.8	300	620	50	90	620	40	100
4-3/4	120.7	300	540	40	80	540	30	90
5	127.0	200	480	40	80	500	30	90
5-1/2	139.7	200	420	40	70	460	30	80
6	152.4	100	360	30	60	420	30	60

Suggested RPMs only

CARBIDE GRIT

DIAMETER		BRICK, DRYWALL, PORCELAIN, CERAMIC TILE, MARBLE	SLATE, FIBERGLASS, CEMENT BOARD, PARTICLE BOARD, LAMINATES, GRANITE	CAST IRON
IN	MM			
3/4	19.1	800	900	600
25/32	19.8	800	900	600
7/8	22.2	800	900	600
1	25.4	800	900	600
1-1/8	28.6	500	600	400
1-1/4	31.8	500	600	400
1-3/8	34.9	500	600	400
1-1/2	38.1	500	600	400
1-3/4	44.5	500	600	400
2	50.8	400	500	200
2-1/8	54.0	400	500	200
2-1/4	57.2	400	500	200
2-3/8	60.3	200	300	100
2-1/2	63.5	200	300	100
2-9/16	65.1	200	300	100
2-5/8	66.7	200	300	100
3	76.2	200	300	100
3-1/4	82.6	100	200	100
3-5/8	92.1	100	200	100
4	101.6	100	200	100
4-1/8	104.8	100	200	100

Suggested RPMs only

LENOX DIAMOND STANDARD

DIAMETER		PORCELAIN, CERAMIC, SLATE, GRANITE, MARBLE, GLASS, FIBERGLASS, TRAVERTINE, CEMENT BOARD, LAMINATES
IN	MM	
7/8	22.2	800-1200
1-1/18	28.6	500-900
1-1/4	31.8	500-900
1-3/8	34.9	500-900
1-1/2	38.1	500-900
2	50.8	400-800
2-1/2	63.5	200-600

Suggested RPMs only



VARI-BIT STEP DRILL BITS

LENOX VARI-BIT® STEP DRILL BITS

Drills Fast, Clean, Round Holes

ACCURATE, BURR-FREE HOLES

Patented two flute design cuts fast, clean, round holes

STARTS ON CONTACT

Split point design for faster penetration and less walking












LONG TOOL LIFE

Steam oxide coating adds durability

Enhanced flute design removes chips rapidly

Use of LENOX PROTOOL LUBE® recommended to extend tool life



1 PER PACK PROD NO	IN	HOLE SIZES		SHANK SIZE	
		MM	MM	IN	MM
30881VB1		1/8, 5/32, 3/16, 7/32, 1/4, 9/32, 5/16, 11/32, 3/8, 13/32, 7/16, 15/32, 1/2	3.2, 4.0, 4.8, 5.6, 6.4, 7.1, 7.9, 8.7, 9.5, 10.3, 11.1, 11.9, 12.7	1/4	6.4
30882VB2		1/2, 9/16, 5/8, 11/16, 3/4, 13/16, 7/8, 15/16, 1	12.7, 14.3, 15.9, 17.5, 19.1, 20.6, 22.2, 23.8, 25.4	3/8	9.5
30883VB3		1/4, 5/16, 3/8, 7/16, 1/2, 9/16, 5/8, 11/16, 3/4	6.4, 7.9, 9.5, 11.1, 12.7, 14.3, 15.9, 17.5, 19.1	3/8	9.5
30884VB4		3/16, 1/4, 5/16, 3/8, 7/16, 1/2	4.8, 6.4, 7.9, 9.5, 11.1, 12.7	1/4	6.4
30886VB6		3/8, 1/2	9.5, 12.7	1/4	6.4
30887VB7		7/8 (for 1/2 conduit)	22.2 (for 12.7 conduit)	3/8	9.5
30908VB8		3/16, 1/4, 5/16, 3/8, 7/16, 1/2, 9/16, 5/8, 11/16, 3/4, 13/16, 7/8	4.8, 6.4, 7.9, 9.5, 11.1, 12.7, 14.3, 15.9, 17.5, 19.1, 20.6, 22.2	3/8	9.5
30909VB9		7/8, 1-1/8, 1-7/32	22.2, 28.6, 31.0	3/8	9.5
30888VB11		7/8, 1-1/8 (for 1/2 and 3/4 conduit)	22.2, 28.6 (for 12.7 and 19.1 conduit)	3/8	9.5
30912VB12		7/8, 1-1/8, 1-7/32, 1-1/4, 1-3/8	22.2, 28.6, 31.0, 31.8, 34.9	3/8	9.5
30925VBX8		8" (203mm) Extension. Fits 3/8 (9.5mm) shank & larger. 1 per pack.		3/8	9.5



30889889
3 PIECE KIT
VB1, VB2, VB3
COMPACT KIT



30926VBK4
4 PIECE KIT
VB1, VB2,
VB7, VB8
COMPACT KIT



30929VB30929
4 PIECE KIT
VB1, VB3,
VB8, VB12
COMPACT KIT



30927VBKA6
6 PIECE KIT
VB1, VB2, VB6,
VB7, VB8, VB11
COMPACT KIT



30973MVB973
3 PIECE METRIC KIT
MVB412, MVB1424,
MVB618
COMPACT KIT

CARBIDE HOLE CUTTERS

Designed Specifically for Sheet Metal Hole Cutting

ACCURATE, BURR-FREE HOLES

Precision ground carbide teeth for fast cutting of clean, round holes

WILL NOT DAMAGE WORK

Over-drill stopper prevents the tool from penetrating beyond the hole

STARTS ON CONTACT

Split point pilot bit for faster penetration and less walking



	1 PER BOX PROD NO	DIAMETER		CONDUIT SIZE	USE ARBOR	
		IN	MM		SNAP-BACK™	STANDARD
CARBIDE HOLE CUTTERS	2009212CHC	3/4	19.1	—	5L	5L
	2009314CHC	7/8	22.2	1/2"	5L	5L
	2009416CHC	1	25.4	—	5L	5L
	2009618CHC	1-1/8	28.6	3/4"	5L	5L
	20097195CHC	1-7/32	30.9	—	5L	5L
	2009820CHC	1-1/4	31.8	—		3L
	2010022CHC	1-3/8	34.9	—		3L
	2010224CHC	1-1/2	38.1	—		3L
	2010328CHC	1-3/4	44.5	1-1/4"		3L
	2010432CHC	2	50.8	1-1/2"		3L
	2010534CHC	2-1/8	54.0	—		3L
	2010840CHC	2-1/2	63.5	2"		3L
	2010942CHC	2-5/8	66.7	—		3L
	2011344CHC	2-3/4	69.9	—		3L
	2011448CHC	3	76.2	—		3L

	PROD NO	DESCRIPTION
ACCESSORIES	3087935PD	1/4" Split point stubby pilot bit
	308803CHCAS	Plug ejection springs
	300033L	3L, 1/2" Arbor for 20CHC – 48CHC. Solid hex shank
	300055L	5L, 3/8" Arbor for 11CHC – 19.5CHC. Solid hex shank
	12203K5LSC	5L SNAP-BACK Arbor



30877300CHC
12 PIECE ELECTRICIAN'S KIT
 7/8", 1-1/8", 1-3/8"
 Arbors: 3L, 5L
 1/4" split point pilot bit
 Plug ejection springs
 1/8" hex wrench
COMPACT KIT



30878500CHC
15 PIECE ELECTRICIAN'S KIT
 7/8", 1-1/8", 1-3/8", 1-3/4", 2", 2-1/2"
 Arbors: 3L, 5L
 1/4" split point pilot bit
 Plug ejection springs
 1/8" hex wrench
MEDIUM KIT

LENOX PROTOOL LUBE®

Extends Tool Life

SHORTENS CUTTING TIME BY UP TO 50%

Provides smoother, cleaner cutting and dramatically longer tool life

REDUCES HEAT AND FRICTION

Water soluble, so it cleans up with water

Biodegradable and non-toxic



PROD NO	DESCRIPTION
68040LNX	6 oz / .17 liter bottle <i>PROTOOL LUBE</i> (12 per pack)
68047	1 gallon / 3.8 liter container <i>PROTOOL LUBE</i>
68048	5 gallon / 18.9 liter container <i>PROTOOL LUBE</i>
68050	55 gallon / 208.2 liter drum <i>PROTOOL LUBE</i>

Use this product as it comes from the container—do not mix with water.
 MSDS available in hard copy or downloadable from lenoxtools.com

NFPA CODE SPECS
<p>HMIS/WHMIS HEALTH INDEX – 1 FLAMMABILITY – 0 REACTIVITY – 0 PERSONAL PROTECTION – A</p>



SPECIAL HAZARD

BI-METAL SHIP AUGER BITS

Tougher than Nails

EXTREME DURABILITY

High speed steel cutting edge for superior durability in nail-embedded wood

LONGER LIFE

High speed steel screw tip increases wear resistance for extended life

FAST, EASY DRILLING

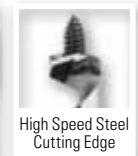


Unique parabolic screw tip pulls the bit through material quickly and effortlessly

RESHARPENABLE

Resharpener with LENOX Diamond File product no. 25312DIAF1



Our bi-metal technology fuses two premium steels together.



	1 PER PACK PROD NO	HOLE DIAMETER		OVERALL LENGTH		TWIST LENGTH	
		IN	MM	IN	MM	IN	MM
7-1/2" SHIP AUGER BITS	1455507A1016	5/8	16	7-1/2	191	4	102
	1455607A1116	11/16	18	7-1/2	191	4	102
	1455707A1216	3/4	19	7-1/2	191	4	102
	1455807A1316	13/16	21	7-1/2	191	4	102
	1455907A1416	7/8	22	7-1/2	191	4	102
	1456007A1516	15/16	24	7-1/2	191	4	102
	1456107A1616	1	25	7-1/2	191	4	102
	1456207A1716	1-1/16	27	7-1/2	191	4	102
	1456307A1816	1-1/8	29	7-1/2	191	4	102
	1456407A2016	1-1/4	32	7-1/2	191	4	102
	1456507A2216	1-3/8	35	7-1/2	191	4	102
	1456607A2416	1-1/2	38	7-1/2	191	4	102



	1 PER BOX PROD NO	HOLE DIAMETER		OVERALL LENGTH		TWIST LENGTH	
		IN	MM	IN	MM	IN	MM
18" SHIP AUGER BITS	145390080616*	3/8	10	18	457	12	305
	145400080716*	7/16	11	18	457	12	305
	145410080816	1/2	13	18	457	12	305
	145420080916	9/16	14	18	457	12	305
	145430081016	5/8	16	18	457	12	305
	145440081116	11/16	18	18	457	12	305
	145450081216	3/4	19	18	457	12	305
	145460081316	13/16	21	18	457	12	305
	145470081416	7/8	22	18	457	12	305
	145480081516	15/16	24	18	457	12	305
	145490081616	1	25	18	457	12	305
	145500081716	1-1/16	27	18	457	12	305
	145510081816	1-1/8	29	18	457	12	305
	145520082016	1-1/4	32	18	457	12	305
	145530082216	1-3/8	35	18	457	12	305
	145540082416	1-1/2	38	18	457	12	305

*3/8" shank—all others 1/2" shank



31700K31700

16 PIECE, LENOX LEADER® / AUGER KIT

Augers: 7/8", 1-1/8", 1-1/4". Length: 7-1/2"
 LENOX LEADER bits: 1-1/2", 1-3/4", 2-1/8", 2-9/16"
 Extension: 5-1/2". Five lead screws
 Slim Taper File. Hex Wrench Set
 LARGE KIT

BI-METAL UTILITY BITS

Tougher Than Nails

EXTREME DURABILITY

High speed steel cutting edges provide long life in tough applications, including nail-embedded wood

OPTIMIZED FOR CORDLESS DRILLING

Smooth, effortless drilling extends battery life

FAST CLEAN CUTTING

Three cutting edges enhance chip removal for a fast, clean hole

RESHARPENABLE

Resharpener with LENOX
Diamond file product no. 25312DIAF1



Our bi-metal technology fuses two premium steels together.

1 PER PACK PROD NO	HOLE SIZE		OVERALL LENGTH	
	IN	MM	IN	MM
1094706A1016	5/8*	16	6	152
1094806A1216	3/4	19	6	152
1094906A1416	7/8	22	6	152
1095006A1616	1	25	6	152
1095106A1816	1-1/8	29	6	152
1095206A2016	1-1/4	32	6	152
1095306A2216	1-3/8	35	6	152

*1/4" shank—all others 3/8" shank



10954300S
3 PIECE SET
3/4", 7/8", 1"



14787300PS
3 PIECE PLUMBING SET
7/8", 1-1/8", 1-3/8"



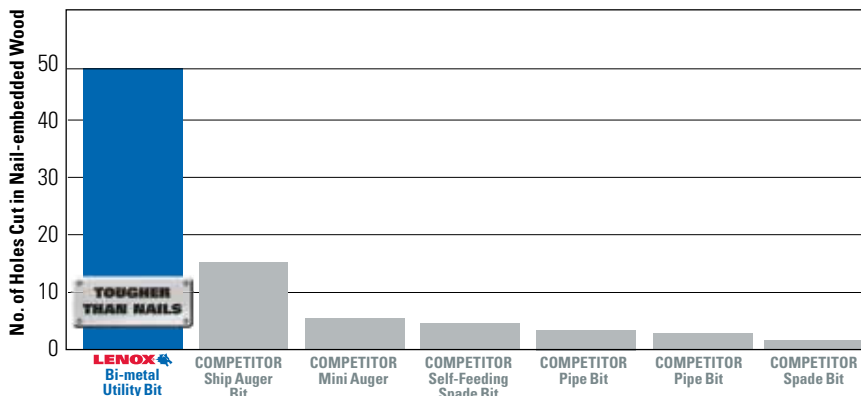
10955500K
5 PIECE KIT
3/4", 7/8", 1",
1-1/8", 1-1/4"



14788500PK
5 PIECE KIT PLUMBING
3/4", 7/8", 1",
1-1/8", 1-3/8"

TOUGHER THAN NAILS

Drilling through nail-embedded wood damages other wood boring bits. The LENOX Bi-metal Utility Bit cuts through nails without breaking or slowing down, hole after hole.



Material: Pressure-treated 4x4
Machine: Milwaukee® Super Hawg®
Speed: 450 RPM

The tests were conducted using the same materials, power tool and process. Each drill bit tested was 7/8" size. A successful test was one in which a hole was completed in under 45 seconds. Milwaukee® is a registered trademark of Milwaukee Electric Tool Corporation.

LENOX LEADER® SELF-FEED BITS

Designed for Rough-In Work

FAST CUTTING


Precision ground teeth and outside diameter threads maximize tool performance

INCREASED CAPABILITIES

Extra long to cut through 4x4 with no extension required

RESHARPENABLE

Easily re-sharpened with LENOX Slim Taper File (32510STF)



	1 PER PACK PROD NO	DESC	DIAMETER		ENTRANCE FOR PIPE & RIGID CONDUIT		ENTRANCE FOR TUBING	
			IN	MM	IN	MM	IN	MM
LENOX LEADER	33100LL100	LL100	1	25.4	1/2	12.7	7/8	22.2
	33112LL112	LL112	1-1/8	28.6	1/2	12.7	1	25.4
	33125LL125	LL125	1-1/4	31.8	3/4	19.1	1-1/8	28.6
	33137LL137	LL137	1-3/8	34.9	1	25.4	1-1/4	31.8
	33150LL150	LL150	1-1/2	38.1	—	—	1-3/8	34.9
	33175LL175	LL175	1-3/4	44.5	1-1/4	31.8	1-1/2	38.1
	33200LL200	LL200	2	50.8	1-1/2	38.1	1-7/8	47.6
	33212LL212	LL212	2-1/8	54.0	—	—	2	50.8
	33225LL225	LL225	2-1/4	57.2	—	—	2-1/8	54.0
	33256LL256	LL256	2-9/16	65.1	2	50.8	2-1/2	63.5
	33300LL300	LL300	3	76.2	2-1/2	63.5	2-7/8	73.0
	33362LL362	LL362	3-5/8	92.1	3	76.2	3-1/2	88.9
	33462LL462	LL462	4-5/8	117.5	4	101.6	4-1/2	114.3

	PROD NO	DESCRIPTION	FITS LEADER	QUANTITY
				PER PACK
ACCESSORIES	3390012LS	LEADER Lead Screws	LL100-LL256	5
	3398912SS	LEADER Set Screws	LL100-LL256	5
	3390134LS	LEADER Lead Screws	LL300-LL462	1
	3390234SS	LEADER Set Screws	LL300-LL462	5
	32985HWS	Hex Wrench Set, 1/8", 5/32"	—	1
	3084655X	5-1/2" shank extension*	—	1
	3084712X	12" shank extension*	—	1
	3084818X	18" shank extension*	—	1
	32510STF	Slim Taper File	—	1

*All have 1/2" (13mm) hex shank with 2 set screws to lock LEADER in place



3340033400
12 PIECE LEADER KIT
LENOX LEADER bits: 1-3/8", 1-1/2", 2-1/8", 2-9/16". Extension: 5-1/2"
Five lead screws. Slim Taper File
Hex Wrench Set
LARGE KIT



3370033700
16 PIECE LEADER KIT
LENOX LEADER bits: 1-1/8", 1-1/4", 1-3/8", 1-1/2", 1-3/4", 2-1/8", 2-9/16"
Extensions: 5-1/2", 12". Five lead screws
Slim Taper File. Hex Wrench Set
LARGE KIT



31700K31700
16 PIECE LEADER/AUGER KIT
Augers: 7/8", 1-1/8", 1-1/4". Length: 7-1/2"
LENOX LEADER bits: 1-1/2", 1-3/4", 2-1/8", 2-9/16"
Extension: 5-1/2". Five lead screws
Slim Taper File. Hex Wrench Set
LARGE KIT