



- SNAPS
- LINKS
- HOOKS
- SHACKLES
- DEE RINGS
- CLIPS
- CLEATS
- THIMBLES
- BUCKLES
- EYEBOLTS
- CLAMP
- HITCH

**INDUSTRIAL AGRICULTURAL MARINE SPORTS PET**



**BARON**

TERMINAL SOLUTIONS CATALOG

**A**ll Baron products are of the highest quality materials and workmanship from our domestic and overseas factories. All Baron products are visually inspected to make sure they are free from manufacturers defects at time of shipment.

All weights and measures in this catalog are nominal and for reference only. Since we constantly endeavor to improve our products, materials, weights and measurements may change without notice.

Where a high degree of safety is required, drop forged steel products are recommended.

For general service, American engineering standards suggest that a safe working load should not exceed 20% of tensile strength. For severe conditions, where impact or shock loads exist and on applications involving extreme hazard, the safe working load should not exceed 10% of tensile strength.

Where the tensile strength or breaking strength of a fitting is not specified in our catalog and safety is a factor, the manufacturer should be consulted as to adequacy before using. The cast snaphooks appearing in our catalog have numerous applications and are very economical to use, however, they are not to be used for overhead lifting, or where safety is a factor. Also, under no circumstances should a cast fitting be used to support the weight of a man. or any portion of the weight of a man, woman or child. Where safety is a factor, drop forged steel or steel wire snaphooks should be used.

Since the fittings in our catalog have hundreds of different applications, it is the responsibility of the customer to first find out if the fitting is of sufficient strength for the application. To use any fitting without this knowledge is foolhardy, and we cannot be responsible for injury or death.

Warranty for products destroyed in the field will be replaced with an in-house credit memo.

Product ordered in error may be shipped back for credit, however, there will be a 10% restocking charge.

For price breaks on quotes of large volume, there will be given a discounted net price good for 30 days.

## **BARON**

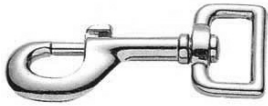
Baron Manufacturing Co., LLC  
1200 Capitol Drive  
Addison, IL 60101-5399

|                               |         |
|-------------------------------|---------|
| <b>SNAPS</b>                  | 2 - 7   |
| <b>STAINLESS STEEL SNAPS</b>  | 8 - 9   |
| <b>QUICK LINKS</b>            | 10 - 11 |
| <b>WIRE SNAPS</b>             | 11 - 14 |
| <b>CHAIN CONNECTIONS</b>      | 14 - 17 |
| <b>PULLEYS   BUCKLES</b>      | 18      |
| <b>SPRING LINKS</b>           | 19      |
| <b>ROUND AND DEE RINGS</b>    | 20 - 21 |
| <b>ROPE CLIPS</b>             | 22 - 23 |
| <b>TURNBUCKLES</b>            | 23 - 24 |
| <b>NUT EYEBOLTS</b>           | 24      |
| <b>CABLE</b>                  | 25 - 26 |
| <b>WIRE ROPE</b>              | 27      |
| <b>CHAIN</b>                  | 28 - 32 |
| <b>HOOKS   BOLTS   SCREWS</b> | 33 - 44 |

# Rust Proof Metal Snaps


Manufactured of the finest quality zinc-aluminum alloy.  
Rust-resistant movable parts for years of satisfactory service.

| No. 017 Swivel Loop Eye Snaps<br>Nickel plated rust-proof metal |  | No. 25 Loop Eye Bolt Snaps<br>Nickel plated rust-proof metal |  |  | No. 125 Round Eye Bolt Snaps<br>Nickel plated rust-proof metal |  |  |
|---|--|--|--|--|--|--|--|
|---|--|--|--|--|--|--|--|



| Item No.       | 017   | Item No.       | 25-3/4 | 25-1  | 25-2 | Item No.       | 125-1/2 | 125-5/8 | 125-3/4 |
|----------------|-------|----------------|--------|-------|------|----------------|---------|---------|---------|
| Eye Size       | 1     | Eye Size       | 3/4    | 1     | 2    | Eye Size       | 1/2     | 5/8     | 3/4     |
| Length Overall | 3 1/8 | Length Overall | 3      | 3 1/4 | 4    | Length Overall | 3 1/4   | 3 1/2   | 3 1/2   |
| Snap Opening   | 3/8   | Snap Opening   | 5/16   | 3/8   | 7/16 | Snap Opening   | 3/8     | 3/8     | 3/8     |
| Weight per 100 | 13    | Weight per 100 | 9      | 9     | 23   | Weight per 100 | 10      | 11      | 11      |

| Double Pattern Chain Snaps<br>Nickel plated rust-proof metal |  |  | No. 200 Square Loop Snaps<br>Nickel plated rust-proof metal |  |  |  |  |  | No. 202 Rigid Eye Snaps<br>Nickel plated rust-proof metal |  |  |
|--|--|--|---|--|--|--|--|--|---|--|--|
|--|--|--|---|--|--|--|--|--|---|--|--|



| Item No.       | 161   | 162 | 163   | Item No.       | 200-5/8 | 200-3/4 | 200-7/8 | 200-1 | 200-1 1/4 | 200-1 1/2 | 200-2 | Item No.       | 202-5/8 | 202-3/4 |
|----------------|-------|-----|-------|----------------|---------|---------|---------|-------|-----------|-----------|-------|----------------|---------|---------|
| Length Overall | 3 1/2 | 4   | 4 5/8 | Eye Size       | 5/8     | 3/4     | 7/8     | 1     | 1 1/4     | 1 1/2     | 2     | Eye Size       | 5/8     | 3/4     |
| Snap Opening   | 1/4   | 3/8 | 3/8   | Length Overall | 2 3/4   | 2 3/4   | 3       | 3     | 3 1/4     | 3 3/8     | 3 1/2 | Length Overall | 3 1/4   | 3 3/8   |
| Weight per 100 | 9     | 15  | 17    | Snap Opening   | 1/4     | 1/4     | 5/16    | 5/16  | 3/8       | 3/8       | 3/8   | Snap Opening   | 5/16    | 3/8     |
|                |       |     |       | Weight per 100 | 7       | 7       | 8       | 9     | 13        | 14        | 16    | Weight per 100 | 8       | 11      |

| No. 204 Trigger Snaps<br>Nickel plated rust-proof metal |  | No. 222 Swivel Eye Snaps<br>Nickel plated rust-proof metal |  | No. 224 Swivel Eye Snaps<br>Nickel plated rust-proof metal |  | No. 225 3/8-L Swivel Eye<br>Nickel plated rust-proof metal |  |
|---|--|--|--|--|--|--|--|
|---|--|--|--|--|--|--|--|



| Item No.       | 204   | Item No.       | 222-5/8 | 222-3/4 | Item No.       | 224-5/8 | 224-3/4 | Item No.       | 225-3/8-L |
|----------------|-------|----------------|---------|---------|----------------|---------|---------|----------------|-----------|
| Eye Size       | 3/4   | Eye Size       | 5/8     | 3/4     | Eye Size       | 5/8     | 3/4     | Eye Size       | 3/8       |
| Length Overall | 1 3/4 | Length Overall | 3 1/2   | 3 5/8   | Length Overall | 3 1/4   | 3 3/8   | Length Overall | 2 3/8     |
| Snap Opening   | 9/32  | Snap Opening   | 9/32    | 9/32    | Snap Opening   | 3/8     | 3/8     | Snap Opening   | 3/16      |
| Weight per 100 | 7     | Weight per 100 | 9       | 10      | Weight per 100 | 13      | 14      | Weight per 100 | 4 1/4     |

| No. 225 Swivel Eye Bolt Snaps<br>Nickel plated rust-proof metal |  |  |  |  |  |  |  |  |  | No. 227 Swivel Eye Bolt Snaps<br>Nickel plated rust-proof metal |  |  |  |  |  |
|---|--|--|--|--|--|--|--|--|--|---|--|--|--|--|--|
|---|--|--|--|--|--|--|--|--|--|---|--|--|--|--|--|



| Item No.       | 225-3/8 | 225-1/2 | 225-5/8 | 225-3/4 | 225-7/8 | 225-1-L | 225-1-H | 225-1 1/8 | 225-1 1/4 | Item No.       | 227-3/8 | 227-1/2 | 227-5/8 | 227-3/4 | 227-7/8 | 227-1 |
|----------------|---------|---------|---------|---------|---------|---------|---------|-----------|-----------|----------------|---------|---------|---------|---------|---------|-------|
| Eye Size       | 3/8     | 1/2     | 5/8     | 3/4     | 7/8     | 1-L     | 1-H     | 1 1/8     | 1 1/4     | Eye Size       | 3/8     | 1/2     | 5/8     | 3/4     | 7/8     | 1     |
| Length Overall | 3 1/4   | 3 1/4   | 3 1/2   | 3 1/2   | 3 1/2   | 3 3/4   | 4       | 4         | 4 1/8     | Length Overall | 3 1/4   | 3 3/8   | 3 1/2   | 3 5/8   | 3 3/4   | 4     |
| Snap Opening   | 3/8     | 3/8     | 3/8     | 3/8     | 3/8     | 3/8     | 3/8     | 7/16      | 1/2       | Snap Opening   | 3/8     | 3/8     | 3/8     | 3/8     | 3/8     | 3/8   |
| Weight per 100 | 9       | 9       | 10      | 11      | 12      | 12      | 16      | 14        | 16        | Weight per 100 | 10      | 10      | 10      | 10      | 13      | 16    |

# Rust Proof Metal Snaps | Malleable Iron Snaps

|  |  |   |
|--|--|---|
| <b>No. 5025 Swivel Eye Leash Snaps</b><br>Nickel plated rust-proof metal | <b>No. 5037 Open Swivel Snaps</b><br>Cast rust-proof metal - Nickel plated | <b>No. 5079 Swivel Eye Snaps</b><br>Plated rust-proof metal, Nickel, Goldlite |
|--|--|---|



| Item No.       | 5025-3/8 | 5025-1/2 | 5025-5/8 | 5025-3/4 | Item No.       | 5037  | Item No.       | 5079  |
|----------------|----------|----------|----------|----------|----------------|-------|----------------|-------|
| Eye Size       | 3/8      | 1/2      | 5/8      | 3/4      | Eye Size       | 3/8   | Eye Size       | 3/8   |
| Length Overall | 3        | 3 1/8    | 3 1/8    | 3 1/4    | Length Overall | 2 5/8 | Length Overall | 2     |
| Snap Opening   | 1/4      | 1/4      | 1/4      | 1/4      | Snap Opening   | 3/16  | Snap Opening   | 3/16  |
| Weight per 100 | 6        | 6        | 6        | 7        | Weight per 100 | 3 1/2 | Weight per 100 | 2 1/4 |

|   |   |  |  |
|---|---|--|--|
| <b>No. 202M Rigid Eye Snaps</b><br>Cast malleable iron, Nickel plated | <b>No. 203 Open Eye Chain Snaps</b><br>Cast malleable iron, Nickel plated | <b>No. 225 J Swivel Eye Snaps</b><br>"Jumbo" Size, Cast malleable iron | <b>No. 225X Swivel Eye Snaps</b><br>Cast malleable iron, Nickel plated |
|---|---|--|--|



| Item No.       | 202M  | Item No.       | 203-3/8 | 203-1/2 | Item No.       | 225J  | Item No.       | 225X  |
|----------------|-------|----------------|---------|---------|----------------|-------|----------------|-------|
| Eye Size       | 3/4   | Eye Size       | 3/8     | 1/2     | Eye Size       | 1 1/8 | Eye Size       | 5/8   |
| Length Overall | 3 3/4 | Length Overall | 2 1/2   | 2 3/4   | Length Overall | 5     | Length Overall | 4 1/4 |
| Snap Opening   | 1/2   | Snap Opening   | 1/4     | 1/4     | Snap Opening   | 5/8   | Snap Opening   | 5/8   |
| Weight per 100 | 16    | Weight per 100 | 5       | 7       | Weight per 100 | 39    | Weight per 100 | 16    |

|  |   |
|--|---|
| <b>No. 229-250 Open Eye Chain Snaps</b><br>Cast malleable iron, Electro galvanized | <b>No. 333 Security Snaps Swivel Eye</b><br>Cast malleable iron |
|--|---|



| Item No.       | 229   | 230   | 231   | 232 | 240   | 245 | 250 | Item No.       | 333 |
|----------------|-------|-------|-------|-----|-------|-----|-----|----------------|-----|
| Eye Size       | 1/4   | 3/8   | 3/8   | 1/2 | 1/2   | 1/2 | 5/8 | Eye Size       | 1   |
| Length Overall | 2 3/8 | 3 1/4 | 3 1/2 | 4   | 4 1/4 | 5   | 6   | Length Overall | 5   |
| Snap Opening   | 7/32  | 5/16  | 3/8   | 3/8 | 3/8   | 1/2 | 1/2 | Snap Opening   | 1/2 |
| Weight per 100 | 5 1/2 | 10    | 12    | 15  | 25    | 45  | 55  | Weight per 100 | 71  |

|  |   |
|--|---|
| <b>No. 820A + 822 Rigid Eye Snaps</b><br>Cast malleable iron | <b>No. 830 Swivel Spring Snaps</b><br>Cast malleable iron, Electro galvanized |
|--|---|



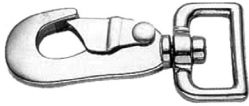
| Item No.       | 820A | 822   | Item No.       | 830-5/8 | 830-3/4 | 830-7/8 | 830-1-L* | 830-1-H* | 830-1 1/8 |
|----------------|------|-------|----------------|---------|---------|---------|----------|----------|-----------|
| Eye Size       | 5/8  | 5/8   | Eye Size       | 5/8     | 3/4     | 7/8     | 1-L*     | 1-H*     | 1 1/8     |
| Length Overall | 3    | 4 3/4 | Length Overall | 3 3/8   | 3 3/8   | 3 1/2   | 3 1/2    | 4 3/16   | 4 5/8     |
| Snap Opening   | 1/4  | 9/16  | Snap Opening   | 1/4     | 1/4     | 1/4     | 1/4      | 5/16     | 3/8       |
| Weight per 100 | 9    | 36    | Weight per 100 | 12      | 13      | 13 1/2  | 14       | 30       | 32        |

\* 1-L - Light pattern - 14 lbs. per 100 | 1-H - Heavy pattern - 30 lbs. per 100



# Malleable Iron Snaps | Solid Bronze Snaps

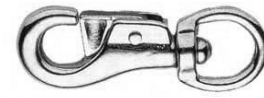
| No. 848 Swivel Loop Eye Snaps<br>Cast malleable iron, Nickel plated |  | No. 853-855 Double Pattern Chain Snaps<br>Cast malleable iron, Nickel plated |  |  | No. 1001-1/2 Quick Release Snaps,<br>with out link. Cast malleable iron |  | No. 1001 Quick Release Snaps,<br>with link. Cast malleable iron |  |
|---|--|--|--|--|---|--|---|--|
|---|--|--|--|--|---|--|---|--|



| Item No.       | 848   | Item No.       | 853   | 855   | Item No.       | 1001-1/2 | Item No.       | 1001  |
|----------------|-------|----------------|-------|-------|----------------|----------|----------------|-------|
| Eye Size       | 1     | Length Overall | 3 3/4 | 5 1/4 | Eye Size       | 5/8      | Eye Size       | 5/8   |
| Length Overall | 3 1/8 | Snap Opening   | 5/16  | 7/16  | Length Overall | 4        | Length Overall | 5 3/4 |
| Snap Opening   | 5/16  | Weight per 100 | 14    | 36    | Snap Opening   | 5/8      | Snap Opening   | 5/8   |
| Weight per 100 | 12    |                |       |       | Weight per 100 | 35       | Weight per 100 | 40    |


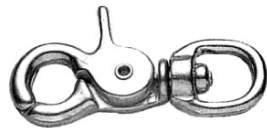
For use on big animals and various other applications.  
A simple tug on the shield will easily release the heaviest load.

| No. 2311 Snap Hook<br>Cast malleable iron |  | No. 2311X Rigid Eye Snaps<br>Cast malleable iron |  | No. 3141 Security Snaps Rigid Eye<br>Cast malleable iron |  | No. 3142 Security Snaps Swivel Eye<br>Cast malleable iron |  |
|---|--|--|--|--|--|---|--|
|---|--|--|--|--|--|---|--|



| Item No.       | 2311  | Item No.       | 2311X | Item No.       | 3141  | Item No.       | 3142 |
|----------------|-------|----------------|-------|----------------|-------|----------------|------|
| Eye Size       | 5/8   | Eye Size       | 3/4   | Eye Size       | 3/4   | Eye Size       | 7/8  |
| Length Overall | 3 3/8 | Length Overall | 3 7/8 | Length Overall | 3 3/4 | Length Overall | 4    |
| Snap Opening   | 1/2   | Snap Opening   | 1/2   | Snap Opening   | 1/2   | Snap Opening   | 1/2  |
| Weight per 100 | 29    | Weight per 100 | 26    | Weight per 100 | 29    | Weight per 100 | 36   |

| No. 5013X Swivel Trigger Snaps<br>"Jumbo" Size, Nickel plated malleable iron |  |  | No. 5013B Swivel Trigger Snaps<br>Polished solid bronze |  | No. 5025B Swivel Eye Snaps<br>Polished solid bronze |  |
|--|--|--|---|--|---|--|
|--|--|--|---|--|---|--|





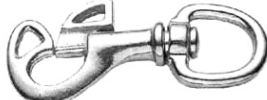
| Item No.       | 5013X |       | Item No.       | 5013B | Item No.       | 5025B-3/8 | 5025B-1/2 |
|----------------|-------|-------|----------------|-------|----------------|-----------|-----------|
| Eye Size       | 3/4   | 1     | Eye Size       | 1/2   | Eye Size       | 3/8       | 1/2       |
| Length Overall | 4     | 4 5/8 | Length Overall | 2 1/2 | Length Overall | 3         | 3         |
| Snap Opening   | 3/4   | 1     | Snap Opening   | 3/8   | Snap Opening   | 1/4       | 1/4       |
| Weight per 100 | 21    | 33    | Weight per 100 | 10    | Weight per 100 | 6         | 6         |



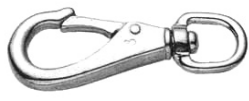
| No. 98 Swivel Eye Snaps<br>Nickel plated solid brass |  | Double Pattern Chain Snaps<br>Polished solid bronze |  |  | No. 225B Swivel Eye Bolt Snaps<br>Polished solid bronze |  |  |  |  |
|--|--|---|--|--|---|--|--|--|--|
|--|--|---|--|--|---|--|--|--|--|







| Item No.       | 98    | Item No.       | 161B  | 162B | 163B  | Item No.       | 225B-5/8 | 225B-3/4 | 225B-1 | 225B-1 1/8 | 225B-1 1/4 |
|----------------|-------|----------------|-------|------|-------|----------------|----------|----------|--------|------------|------------|
| Eye Size       | 1/4   | Length Overall | 3 1/2 | 4    | 4 3/4 | Eye Size       | 5/8      | 3/4      | 1      | 1 1/8      | 1 1/4      |
| Length Overall | 1 3/4 | Snap Opening   | 3/8   | 3/8  | 7/16  | Length Overall | 3 1/4    | 3 3/8    | 3 5/8  | 4 1/2      | 4 7/8      |
| Snap Opening   | 3/16  | Weight per 100 | 9     | 16   | 19    | Snap Opening   | 3/8      | 3/8      | 7/16   | 1/2        | 1/2        |
| Weight per 100 | 1 3/4 |                |       |      |       | Weight per 100 | 14       | 16       | 19     | 23         | 38         |

# Solid Bronze Snaps

| No. 226B Swivel Eye Bolt Snaps<br>Polished solid bronze with deep throat          |       | No. 226BR Swivel Eye Bolt Snap with Ring   Polished solid bronze                  |       | No. 227B Swivel Eye Bolt Snaps<br>Polished solid bronze                            |       |
|---|-------|---|-------|--|-------|
|  |       |  |       |  |       |
| Item No.  | 226B  | Item No.  | 226BR | Item No.   | 227B  |
| Eye Size  | 3/4   | Eye Size  | 3/4   | Eye Size   | 3/4   |
| Length Overall  | 3 3/8 | Length Overall  | 4 5/8 | Length Overall   | 3 5/8 |
| Snap Opening  | 3/8   | Snap Opening  | 3/8   | Snap Opening   | 1/2   |
| Weight per 100  | 14    | Weight per 100  | 22    | Weight per 100   | 17    |
|   |       | Ring I.D.   | 1 1/8 |  |       |

| No. 231B-232B Open Eye Chain Snaps<br>Polished solid bronze                       |       |      | No. 249B Rigid Eye Snaps<br>Polished solid bronze                                 |          |          |            | No. 251B Swivel Eye Snaps<br>Polished solid bronze                                  |                |          |          |          |
|---|-------|------|---|----------|----------|------------|---|----------------|----------|----------|----------|
|  |       |      |  |          |          |            |  |                |          |          |          |
| Item No.  | 231B  | 232B | Item No.  | 249B-3/8 | 249B-5/8 | 249B-11/16 | 249B-3/4  | Item No.       | 251B-5/8 | 251B-3/4 | 251B-3/4 |
| Eye Size  | 3/8   | 1/2  | Eye Size  | 3/8      | 5/8      | 11/16      | 3/4   | Eye Size       | 5/8      | 3/4      | 3/4      |
| Length Overall  | 3 1/2 | 4    | Length Overall  | 2        | 2 4/8    | 3 1/4      | 3 7/8   | Length Overall | 3 1/4    | 3 3/4    | 4 9/16   |
| Snap Opening  | 3/8   | 1/2  | Snap Opening  | 1/4      | 5/16     | 7/16       | 1/2   | Snap Opening   | 5/16     | 1/2      | 1/2      |
| Weight per 100  | 13    | 17   | Weight per 100  | 7        | 10       | 14         | 30  | Weight per 100 | 14       | 21       | 32       |

| No. 334B Swivel Decoy Snaps<br>Polished solid bronze                                |      | No. 341B Round Eye Snap<br>Polished solid bronze                                    |       | No. 265B Rope Clamps<br>Solid bronze   For rope                                      |      | No. 2311B Rigid Eye Snaps<br>Polished solid bronze                                    |           |             |
|---|------|---|-------|--|------|---|-----------|-------------|
|  |      |  |       |  |      |  |           |             |
| Item No.  | 334B | Item No.  | 341B  | Item No.   | 265B | Item No.  | 2311B-3/4 | 2311B-1 1/8 |
| Eye Size  | 3/8  | Eye Size  | 3/8   | For Rope Size  | 5/8  | Eye Size  | 3/8       | 1 1/8       |
| Length Overall  | 2    | Length Overall  | 1 7/8 | Weight per 100   | 12   | Length Overall  | 4 1/8     | 4 3/4       |
| Snap Opening  | 3/16 | Snap Opening  | 3/16  |  |      | Snap Opening  | 1/2       | 3/8         |
| Weight per 100  | 3    | Weight per 100  | 2 1/4 |  |      | Weight per 100  | 32        | 10          |

# Drop Forged Steel Snaps

## No. 196 Double Clevis Links

Forged carbon steel body  
tempered alloy steel pins



| Item No.         | 196-<br>1/4-5/16 | 196-<br>3/8 | 196-<br>7/16-1/2 |
|------------------|------------------|-------------|------------------|
| Link Size        | 1/4 - 5/16       | 3/8         | 7/16 - 1/2       |
| Working Load Ltd | 3900             | 5400        | 9200             |
| Weight per 100   | 36               | 55          | 116              |

## No. 330 Clevis Grab Hooks

Drop forged alloy steel, Electro galvanized



| Item No.         | 330-<br>1/4 | 330-<br>5/16 | 330-<br>3/8 | 330-<br>1/2 |
|------------------|-------------|--------------|-------------|-------------|
| Chain Size       | 1/4         | 5/16         | 3/8         | 1/2         |
| Working Load Ltd | 2600        | 3900         | 5400        | 9200        |
| Weight per 100   | 50          | 75           | 112         | 225         |

## No. 331 Clevis Slip Hooks

Drop forged carbon steel, Electro galvanized



| Item No.         | 331-<br>1/4 | 331-<br>5/16 | 331-<br>3/8 | 331-<br>1/2 |
|------------------|-------------|--------------|-------------|-------------|
| Chain Size       | 1/4         | 5/16         | 3/8         | 1/2         |
| Working Load Ltd | 2600        | 3900         | 5400        | 9200        |
| Weight per 100   | 60          | 90           | 130         | 275         |

## No. 461 Safety Snap Hook

Plated drop forged steel



| Item No.       | 461   |
|----------------|-------|
| Eye Size       | 5/8   |
| Length overall | 3 1/2 |
| Snap Opening   | 1/2   |
| Tensile lbs.   | 4,500 |
| Weight per 100 | 32    |

## No. 467 Fast Eye Snaps

Plated drop forged alloy steel



| Item No.       | 467   |
|----------------|-------|
| Eye Size       | 3/4   |
| Length overall | 4     |
| Snap Opening   | 5/8   |
| Tensile lbs.   | 7,000 |
| Weight per 100 | 45    |

## No. 468 Fast Eye Snaps

Plated drop forged alloy steel



| Item No.       | 468   |
|----------------|-------|
| Eye Size       | 5/8   |
| Length overall | 4 1/4 |
| Snap Opening   | 7/8   |
| Tensile lbs.   | 9,200 |
| Weight per 100 | 50    |

## No. 2311F Safety Snap Hook

Galvanized drop forged steel  
with stainless steel spring



| Item No.           | 2311F |
|--------------------|-------|
| Hook Size          | 9/16  |
| Eye Size           | 3/4   |
| Length overall     | 4     |
| Snap Opening       | 3/4   |
| Tensile lbs.       | 3,750 |
| Working load limit | 750   |
| Weight per 100     | 35    |

## No. 2987 Fast Eye Snaps

Plated drop forged alloy steel



| Item No.       | 2987 |
|----------------|------|
| Eye Size       | 5/8  |
| Length overall | 4    |
| Snap Opening   | 9/16 |
| Proof load lbs | 5000 |
| Weight per 100 | 35   |

## No. 2988 Ladder Snaps

Plated drop forged alloy steel



| Item No.       | 2988  |
|----------------|-------|
| Eye Size       | 1     |
| Length overall | 6 3/8 |
| Snap Opening   | 1 3/8 |
| Proof load lbs | 5,000 |
| Weight per 100 | 94    |

## No. 2988X Ladder Snaps

With Double Safety Latch.  
Plated drop forged alloy steel



| Item No.       | 2988X |
|----------------|-------|
| Eye Size       | 1     |
| Length overall | 6 3/8 |
| Snap Opening   | 1 3/8 |
| Proof load lbs | 5,000 |
| Weight per 100 | 112   |

## No. 2989 Fast Eye Snaps

Plated drop forged alloy steel



| Item No.       | 2989   |
|----------------|--------|
| Eye Size       | 1      |
| Length overall | 5 3/16 |
| Snap Opening   | 5/8    |
| Proof load lbs | 5,000  |
| Weight per 100 | 53     |

# Drop Forged Steel Snaps

## No. 110 Standard Eye Hooks

Without latch. Drop forged steel, electro-plated, heat treated, quenched & tempered



| Item No.          | 110 - 21 | 110 - 22 | 110 - 23 | 110 - 24 | 110 - 25 | 110 - 26 |
|-------------------|----------|----------|----------|----------|----------|----------|
| Size No.          | 21       | 22       | 22       | 22       | 22       | 22       |
| Working load tons | 1/2      | 3/4      | 1        | 1 1/2    | 2        | 3        |
| Inside dia. eye   | 5/8      | 3/4      | 29/32    | 1 1/8    | 1 1/4    | 1 9/16   |
| Throat opening    | 3/4      | 7/8      | 3 1/32   | 1        | 1 1/8    | 1 7/32   |
| Weight per 100    | 30       | 54       | 75       | 100      | 170      | 224      |

## No. 2989X-2990X Fast Eye Snaps

with double safety latch.  
Plated drop forged alloy steel



| Item No.       | 2989X  | 2990X |
|----------------|--------|-------|
| Eye Size       | 1      | 1     |
| Length overall | 5 3/16 | 5 1/4 |
| Snap Opening   | 5/8    | 5/8   |
| Proof load lbs | 5,000  | 5,000 |
| Weight per 100 | 59     | 66    |

## No. 110L Standard Eye Hooks

With latch. Drop forged steel, electro-plated, heat treated, quenched & tempered



| Item No.          | 110L - 21 | 110L - 22 | 110L - 23 | 110L - 24 | 110L - 25 | 110L - 26 |
|-------------------|-----------|-----------|-----------|-----------|-----------|-----------|
| Size No.          | 21        | 22        | 23        | 24        | 25        | 26        |
| Working load tons | 1/2       | 3/4       | 1         | 1 1/2     | 2         | 3         |
| Inside dia. eye   | 5/8       | 3/4       | 29/32     | 1 1/8     | 1 1/4     | 1 9/16    |
| Throat opening    | 3/4       | 7/8       | 3 1/32    | 1         | 1 1/8     | 1 7/32    |
| Weight per 100    | 30        | 54        | 75        | 100       | 170       | 224       |

## No. 2991 Fast Eye Snaps




Plated drop forged alloy steel




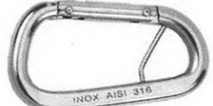


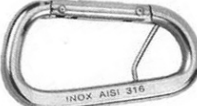
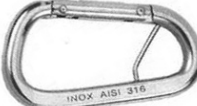

| Item No.       | 2991  |
|----------------|-------|
| Eye Size       | 3/4   |
| Length overall | 5     |
| Snap Opening   | 5/8   |
| Proof load lbs | 5,000 |
| Weight per 100 | 57    |



# No. 316 Stainless Steel Snaps

| No. 162S Double Pattern Chain Snaps Stainless Steel                              |      | No. 225S Swivel Eye Bolt Snaps Stainless Steel                                    |          |          |          |          |            | No. 249S Rigid Eye Snaps Stainless Steel  |                |        |        |        |        |
|--|------|---|----------|----------|----------|----------|------------|---|----------------|--------|--------|--------|--------|
|  |      |  |          |          |          |          |            |  |                |        |        |        |        |
| Item No.   | 162S | Item No.  | 225S-3/8 | 225S-1/2 | 225S-5/8 | 225S-3/4 | 225S-1 1/8 | 225S-1 1/4  | Item No.       | 249S-0 | 249S-1 | 249S-2 | 249S-3 |
| Length overall   | 4    | Eye Size  | 3/8      | 1/2      | 5/8      | 3/4      | 1 1/8      | 1 1/4   | Eye Size       | 3/8    | 5/8    | 1 1/16 | 3/4    |
| Snap opening   | 3/8  | Length overall  | 3 1/4    | 3 1/2    | 3 1/2    | 3 1/2    | 4 1/8      | 4 3/4   | Length overall | 2 1/8  | 2 3/4  | 3 1/8  | 3 3/4  |
| Weight per 100   | 15   | Snap opening  | 3/8      | 3/8      | 3/8      | 3/8      | 1/2        | 1/2   | Snap opening   | 3/16   | 3/8    | 7/16   | 5/8    |
|  |      | Weight per 100  | 10       | 11       | 11       | 12       | 19         | 27  | Weight per 100 | 7      | 8      | 13     | 25     |

| No. 267S "S" Hooks Stainless Steel packed 50 per box                             |                | No. 251S Swivel Eye Snaps Stainless Steel   |        |        | No. 2311S Rigid Eye Snaps Stainless Steel  |                |           | No. 2390S Snaps Stainless Steel   |                |            |           |
|--|----------------|---|--------|--------|--|----------------|-----------|---|----------------|------------|-----------|
|  |                |  |        |        |  |                |           |  |                |            |           |
| Size Inches  | Length Overall | Item No.  | 251S-1 | 251S-2 | 251S-3   | Item No.       | 2311S-3/4 | 2311S-1 1/8   | Item No.       | 2390S-5/16 | 2390S-3/8 |
| 3/16   | 1 3/4          | Eye Size  | 3/4    | 3/4    | 1 1/16   | Eye Size       | 3/4       | 1 1/8   | Diameter stock | 5/16       | 3/8       |
| 1/4  | 2 1/4          | Length overall  | 3 3/8  | 3 7/8  | 4 5/8  | Length overall | 4         | 4 5/8   | Length overall | 3 1/8      | 4         |
| 5/16   | 2 5/8          | Snap opening  | 3/8    | 7/16   | 1/2  | Snap opening   | 13/16     | 3/4   | Snap opening   | 1/2        | 5/8       |
| 3/8  | 3 1/8          | Weight per 100  | 13     | 22     | 35   | Weight per 100 | 28        | 44  | Weight per 100 | 14         | 31        |
| 1/2  | 4 3/8          |   |        |        |  | Work Load lbs  | 600       | 739   | Tensile lbs.   | 2,600      | 4,400     |

| No. 2391S Snaps Stainless Steel  |            |           | No. 2392S Snaps Stainless Steel with self-locking sleeve                            |            |           | No. 2450LPS Spring Hooks Formed Stainless Steel                                      |   |              |             |              |
|--|------------|-----------|---|------------|-----------|--|---|--------------|-------------|--------------|
|  |            |           |  |            |           |  |   |              |             |              |
| Item No.   | 2391S-5/16 | 2391S-3/8 | Item No.  | 2392S 5/16 | 2392S 3/8 | Item No.   | 2450LPS-1/4   | 2450LPS-5/16 | 2450LPS-3/8 | 2450LPS-7/16 |
| Diameter stock   | 5/16       | 3/8       | Diameter stock  | 5/16       | 3/8       | Diameter stock   | 1/4   | 5/16         | 3/8         | 7/16         |
| Length overall   | 3 1/8      | 4         | Length overall  | 3 1/8      | 4         | Length overall   | 2 1/2   | 3 1/8        | 4           | 4 3/4        |
| Snap opening   | 1/2        | 5/8       | Snap opening  | 1/2        | 5/8       | Snap opening   | 5/16  | 3/8          | 1/2         | 5/8          |
| Inside bar dia.  | 3/8        | 1/2       | Inside bar dia.   | 3/8        | 1/2       | Tensile lbs.   | 600   | 1,200        | 1,700       | 2,125        |
| Tensile lbs.   | 2,600      | 4,400     | Tensile lbs.  | 2,600      | 4,400     | Weight per 100   | 7   | 15           | 30          | 43           |
| Weight per 100   | 14         | 31        | Weight per 100  | 15         | 33        | Usage  | Spring loaded locking pin snaps. Ideal for small boat, water skiing, mooring, motor safety line, etc. |              |             |              |

# No. 316 Stainless Steel Snaps

## No. 2450S Spring Hooks Formed Stainless Steel



| Item No.         | 2450S-2   | 2450S-2 1/2 | 2450S-3 1/8 | 2450S-4 | 2450S-4 3/4 | 2450S-5 1/2 | 2450S-6 3/8 |
|------------------|---|-------------|-------------|---------|-------------|-------------|-------------|
| Length overall   | 2   | 2 1/2       | 3 1/8       | 4       | 4 3/4       | 5 1/2       | 6 3/8       |
| Diameter stock   | 3/16  | 1/4         | 5/16        | 3/8     | 7/16        | 1/2         | 1/2         |
| Snap opening     | 1/4   | 5/16        | 3/8         | 1/2     | 5/8         | 3/4         | 1           |
| Working Load Lt. | 100   | 140         | 280         | 400     | 500         | 600         | 700         |
| Weight per 100   | 4   | 7           | 15          | 29      | 43          | 60          | 80          |
| Usage            | Spring load interlocking snaps.<br>Ideal for small boat, water skiing, mooring, motor safety line, etc. |             |             |         |             |             |             |

## No. 2451 Snaps Stainless Steel with ringed eye



| Item No.         | 2451S-2 1/8 | 2451S-2 3/8 | 2451S-3 1/8 | 2451S-4 | 2451S-4 3/4 | 2451S-5 1/2 | 2451S-6 3/8 |
|------------------|-------------|-------------|-------------|---------|-------------|-------------|-------------|
| Length overall   | 2 1/8       | 2 3/8       | 3 1/8       | 4       | 4 3/4       | 5 1/2       | 6 3/8       |
| Diameter stock   | 3/16        | 1/4         | 5/16        | 3/8     | 7/16        | 1/2         | 1/2         |
| Eye Size         | 1/4         | 5/16        | 3/8         | 1/2     | 5/8         | 5/8         | 7/8         |
| Snap opening     | 1/4         | 5/16        | 3/8         | 1/2     | 5/8         | 3/4         | 1           |
| Weight per 100   | 4           | 7           | 15          | 30      | 43          | 60          | 80          |
| Working Load Lt. | 100         | 140         | 280         | 400     | 500         | 600         | 700         |

## No. 5013S Swivel Trigger Snaps Stainless Steel



| Item No.       | 5013S-1/2 | 5013S-5/8 |
|----------------|-----------|-----------|
| Eye Size       | 1/2       | 5/8       |
| Length overall | 2 1/2     | 2 5/8     |
| Snap opening   | 1/2       | 1/2       |
| Weight per 100 | 9 1/2     | 10        |

## No. 5025 Swivel Eye Leash Snaps Stainless Steel



| Item No.       | 5025S |
|----------------|-------|
| Eye Size       | 1/2   |
| Length overall | 3     |
| Snap opening   | 5/16  |
| Weight per 100 | 6 1/2 |

## No. 193S Stainless Steel Shackles Screw Pin Type



| Item No.                | 193S-3/16 | 193S-1/4 | 193S-5/16 | 193S-3/8 | 193S-1/2 | 193S-5/8 | 193S-3/4 |
|-------------------------|-----------|----------|-----------|----------|----------|----------|----------|
| Shackle Size            | 3/16      | 1/4      | 5/16      | 3/8      | 1/2      | 5/8      | 3/4      |
| Diam. Pin               | 1/4       | 5/16     | 3/8       | 7/16     | 5/8      | 3/4      | 7/8      |
| Working Load Limit Lbs. | 320       | 450      | 650       | 1000     | 1990     | 3050     | 4495     |
| Weight per 100          | 5         | 12       | 19        | 31       | 74       | 144      | 219      |

# Stainless Steel Quick Links



Quick Links are not to be used for overhead lifting. DO NOT OVERLOAD. Stay within the Working Load Limit (WLL).

## No. 7350S Quick Links Stainless Steel



| Item No.         | 7350S-1 3/8 | 7350S-1 9/16 | 7350S-1 7/8 | 7350S-2 1/4 | 7350S-2 15/16 | 7350S-3 1/8 | 7350S-4 1/8 |
|------------------|-------------|--------------|-------------|-------------|---------------|-------------|-------------|
| Length Overall   | 1 3/8       | 1 9/16       | 1 7/8       | 2 1/4       | 2 15/16       | 3 1/8       | 4 1/8       |
| Weight per 100   | 2           | 2 1/2        | 5           | 9           | 19            | 25          | 57          |
| Working Load Lt. | 100         | 154          | 374         | 552         | 1,410         | 1,590       | 2,560       |
| Trade Size       | 1/8         | 5/32         | 3/16        | 1/4         | 5/16          | 3/8         | 1/2         |
| Jaw Opening      | 3/16        | 7/32         | 1/4         | 9/32        | 3/8           | 7/16        | 19/32       |

## No. 7350ST Quick Links Stainless Steel



| Item No.         | 7350ST- 316 | 7350ST- 317 | 7350ST- 318 | 7350ST- 319 | 7350ST- 320 | 7350ST- 321 | 7350ST- 322 |
|------------------|-------------|-------------|-------------|-------------|-------------|-------------|-------------|
| Length Overall   | 1 3/8       | 1 9/16      | 1 7/8       | 2 1/4       | 2 15/16     | 3 1/8       | 4 1/8       |
| Weight per 100   | 1 3/4       | 2 1/2       | 4 1/2       | 8           | 17          | 23          | 51          |
| Working Load Lt. | 132         | 176         | 440         | 660         | 1,540       | 1,760       | 2,860       |
| Trade Size       | 1/8         | 5/32        | 3/16        | 1/4         | 5/16        | 3/8         | 1/2         |
| Jaw Opening      | 3/16        | 7/32        | 1/4         | 9/32        | 3/8         | 7/16        | 19/32       |

## No. 7351S Wide Jaw Quick Links Stainless Steel



| Item No.         | 7351S- 1 13/16 | 7351S- 2 7/16 | 7351S- 2 3/4 | 7351S- 3 7/16 | 7351S- 3 3/4 | 7351S- 4 7/8 | 7351S- 5 9/16 | 7351S- 6 5/16 |
|------------------|----------------|---------------|--------------|---------------|--------------|--------------|---------------|---------------|
| Length Overall   | 1 13/16        | 2 7/16        | 2 3/4        | 3 7/16        | 3 3/4        | 4 7/8        | 5 9/16        | 6 5/16        |
| Weight per 100   | 2 1/2          | 6             | 10           | 22            | 29           | 65           | 101           | 153           |
| Working Load Lt. | 440            | 880           | 1,280        | 2,160         | 2,855        | 4,850        | 6,835         | 8,820         |
| Trade Size       | 1/8            | 3/16          | 1/4          | 5/16          | 3/8          | 1/2          | 9/16          | 5/8           |
| Jaw Opening      | 3/8            | 1/2           | 9/16         | 11/16         | 3/4          | 15/16        | 1 1/16        | 1 1/8         |

## No. 7360S Delta Shaped Quick links Stainless Steel



| Item No.         | 7360S- 1 1/4 | 7360S- 1 9/16 | 7360S- 1 7/8 | 7360S- 2 3/16 | 7360S- 2 3/8 | 7360S- 2 15/16 | 7360S- 3 3/8 | 7360S- 3 11/16 |
|------------------|--------------|---------------|--------------|---------------|--------------|----------------|--------------|----------------|
| Length Overall   | 1 1/4        | 1 9/16        | 1 7/8        | 2 3/16        | 2 3/8        | 2 15/16        | 3 3/8        | 3 11/16        |
| Weight per 100   | 2 1/4        | 5 1/2         | 9 1/2        | 21            | 27           | 62             | 98           | 149            |
| Working Load Lt. | 330          | 715           | 990          | 1,695         | 2,160        | 3,860          | 5,400        | 6,945          |
| Height Overall   | 1 7/16       | 1 7/8         | 2 3/16       | 2 7/8         | 3 1/8        | 4 1/8          | 4 13/16      | 5 7/16         |
| Trade Size       | 1/8          | 3/16          | 1/4          | 5/16          | 3/8          | 1/2            | 9/16         | 5/8            |
| Jaw Opening      | 3/16         | 1/4           | 9/32         | 13/32         | 7/16         | 19/32          | 21/32        | 3/4            |

# Stainless Steel Quick Links | Steel Wire Snaps

## No. 7370S Pear Shaped Quick Links

Stainless Steel | 7370-SF | 7370-ST | Available in Zinc plated Steel see page 17



| Item No.         | 7370S-2 1/16 | 7370S-2 3/4 | 7370S-3 3/16 | 7370S-3 15/16 | 7370S-4 1/4 | 7370S-5 9/16 | 7370S-6 3/16 |
|------------------|--------------|-------------|--------------|---------------|-------------|--------------|--------------|
| Length Overall   | 2 1/16       | 2 3/4       | 3 3/16       | 3 15/16       | 4 1/4       | 5 9/16       | 6 3/16       |
| Weight per 100   | 3            | 7           | 12           | 26            | 34          | 78           | 116          |
| Working Load Lt. | 285          | 595         | 880          | 1,455         | 1,850       | 3,305        | 4,630        |
| Height Overall   | 1 5/64       | 1 15/32     | 1 11/16      | 2             | 2 1/4       | 3            | 3 5/16       |
| Trade Size       | 1/8          | 3/16        | 1/4          | 5/16          | 3/8         | 1/2          | 9/16         |
| Jaw Opening      | 3/8          | 1/2         | 9/16         | 11/16         | 3/4         | 15/16        | 1 1/16       |

## No. 7380S Square Quick Links

Stainless Steel



| Item No.         | 7380S-15/16 | 7380S-1 1/16 | 7380S-1 1/4 | 7380S-1 1/2 | 7380S-1 11/16 | 7380S-1 15/16 | 7380S-2 5/32 | 7380S-2 3/8 | 7380S-2 11/16 | 7380S-3 1/16 | 7380S-3 1/2 | 7380S-4 1/16 |
|------------------|-------------|--------------|-------------|-------------|---------------|---------------|--------------|-------------|---------------|--------------|-------------|--------------|
| Length Overall   | 15/16       | 1 1/16       | 1 1/4       | 1 1/2       | 1 11/16       | 1 15/16       | 2 5/32       | 2 3/8       | 2 11/16       | 3 1/16       | 3 1/2       | 4 1/16       |
| Weight per 100   | 2           | 2 1/4        | 3 1/2       | 6           | 10            | 15            | 21           | 28          | 37            | 62           | 98          | 152          |
| Working Load Lt. | 85          | 155          | 220         | 330         | 550           | 880           | 1,210        | 1,540       | 1,985         | 2,425        | 3,970       | 4,850        |
| Trade Size       | 7/64        | 1/8          | 5/32        | 3/16        | 1/4           | 9/32          | 5/16         | 3/8         | 7/16          | 1/2          | 9/16        | 5/8          |
| Jaw Opening      | 5/32        | 3/16         | 7/32        | 1/4         | 9/32          | 11/32         | 3/8          | 7/16        | 15/32         | 9/16         | 11/16       | 3/4          |
| Height Inside    | 11/16       | 7/8          | 1           | 1 1/8       | 1 1/4         | 1 15/16       | 1 7/16       | 1 9/16      | 1 11/16       | 1 15/16      | 2 1/4       | 2 1/2        |

## No. 232SW Open End Bolt Snaps

Rolled Carbon Steel  
Stainless Steel Spring



| Item No.       | 232SW |
|----------------|-------|
| Eye size       | 3/4   |
| Length overall | 4     |
| Snap opening   | 3/8   |
| Weight per 100 | 15    |
| Tensile lbs.   | 1,000 |

## No. 248 Open Eye Snaps

Zinc Plated Steel



| Item No.   | 248-1/4 | 248-3/8 | 248-7/16 | 248-1/2 | 248-5/8 |
|--|---------|---------|----------|---------|---------|
| Eye size   | 1/4     | 3/8     | 7/16     | 1/2     | 5/8     |
| Length overall   | 2 1/8   | 2 5/8   | 3 1/8    | 3 5/8   | 4 1/8   |
| Snap opening   | 3/16    | 1/4     | 5/16     | 3/8     | 1/2     |
| Weight per 100   | 4 1/2   | 10      | 13       | 21      | 31      |
| Open eye will not crack or break when closing. Dependable, where malleable iron is unpredictable as to a consistent working load strength. |         |         |          |         |         |

## No. 404 Open Wire Snaps

Zinc Plated Steel



| Item No.       | 404 |
|----------------|-----|
| Eye size       | 5/8 |
| Length overall | 4   |
| Snap opening   | 3/8 |
| Weight per 100 | 10  |

## No. 405 Closed Wire Snaps

Zinc Plated Steel



| Item No.       | 405 |
|----------------|-----|
| Eye size       | 5/8 |
| Length overall | 4   |
| Snap opening   | 3/8 |
| Weight per 100 | 10  |

## No. 406-407 Swivel Wire Rope Snaps

Zinc Plated Steel



| Item No.       | 406   | 407   |
|----------------|-------|-------|
| Eye size       | 7/8   | 3/4   |
| Length overall | 4 5/8 | 4 1/2 |
| Weight per 100 | 15    | 14    |
| For rope size  | 3/4   | 5/8   |

## No. 408 Swivel Rope Snaps

Zinc Plated Steel



| Item No.       | 408   |
|----------------|-------|
| Eye size       | 1     |
| Length overall | 4 1/2 |
| Snap opening   | 1/4   |
| Weight per 100 | 7 1/2 |

## No. 422 Bit Snaps

Zinc Plated Steel /Steel Wire Spring





| Item No.       | 422   |
|----------------|-------|
| Length overall | 1 3/4 |
| Snap opening   | 9/32  |
| Weight per 100 | 3     |



# Steel Wire Snaps

| No. 424 Bit Snaps<br>Zinc Plated Steel /Steel Wire Spring |  | No. 427 Bit Snaps<br>Zinc Plated Steel |  | No. 449 Steel Wire Snaps<br>Zinc Plated Steel |  | No. 463 Steel Snap Hook<br>Zinc Plated Steel / Steel Spring Latch |  |
|---|--|--|--|---|--|---|--|
|---|--|--|--|---|--|---|--|



| Item No.       | 424   | Item No.       | 427   | Item No.       | 449  | Item No.       | 463 |
|----------------|-------|----------------|-------|----------------|------|----------------|-----|
| Length overall | 2 1/2 | Length overall | 2 1/4 | Eye size       | 5/8  | Eye size       | 1/2 |
| Snap opening   | 5/16  | Snap opening   | 5/16  | Length overall | 3    | Length overall | 4   |
| Weight per 100 | 6     | Weight per 100 | 3 1/4 | Snap opening   | 7/16 | Snap opening   | 3/4 |
|                |       |                |       | Weight per 100 | 8    | Weight per 100 | 28  |

| No. 734A Swivel Snaps<br>Nickel Plated Steel |  |  |  |  |  |  |
|--|--|--|--|--|--|--|
|--|--|--|--|--|--|--|



| Item No.       | 734A-1/4 | 734A-5/16 | 734A-3/8 | 734A-7/16 | 734A-1/2 | 734A-5/8 |
|----------------|----------|-----------|----------|-----------|----------|----------|
| Eye size       | 1/4      | 5/16      | 3/8      | 7/16      | 1/2      | 5/8      |
| Length overall | 1 3/4    | 2         | 2 1/2    | 3         | 3 3/4    | 4 1/4    |
| Snap opening   | 1/8      | 5/32      | 1/4      | 1/4       | 5/16     | 3/8      |
| Weight per 100 | 3/4      | 1 1/4     | 2        | 4         | 5        | 7        |

| No. 1401-1408 Open Swivel Eye Chain Snaps<br>Zinc Plated Steel |  |  |  |  |  |  |  |
|--|--|--|--|--|--|--|--|
|--|--|--|--|--|--|--|--|



| Item No.       | 1401-2 3/4 | 1402-2 7/8 | 1403-3 3/8 | 1405-2 7/8 | 1406-3 1/8 | 1407-3 3/8 | 1408-3 5/8 |
|----------------|------------|------------|------------|------------|------------|------------|------------|
| Length overall | 2 3/4      | 2 7/8      | 3 3/8      | 2 7/8      | 3 1/8      | 3 3/8      | 3 5/8      |
| Snap opening   | 1/4        | 1/4        | 5/16       | 1/4        | 1/4        | 9/32       | 9/32       |
| Weight per 100 | 3          | 4 1/2      | 6          | 4          | 6          | 8          | 11         |

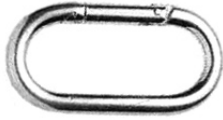
| No. 464 Scissor Hook<br>Zinc Plated Steel |  | No. 734 Swivel Eye Snaps<br>Nickel Plated Steel |  |
|---|--|---|--|
|---|--|---|--|



| Item No.       | 464   | Item No.       | 734-3/8 | 734-1/2 |
|----------------|-------|----------------|---------|---------|
| Eye size       | 1/2   | Eye size       | 3/8     | 1/2     |
| Length overall | 3 1/8 | Length overall | 2 5/8   | 2 5/8   |
| Weight per 100 | 25    | Snap opening   | 1/4     | 1/4     |
| Tensile lbs.   | 2,200 | Weight per 100 | 1 3/4   | 2       |
| Hook Opening   | 5/8   |                |         |         |

# Steel Wire Snaps

**No. 2440 Spring Hooks**  
Plated Formed Steel  
Spring loaded interlocking snaps.

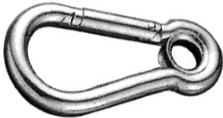


**No. 2450 Spring Hooks**  
Plated Formed Steel



| Item No.       | 2440-3/8   | 2440-7/16 | Item No.       | 2450-2  | 2450-2 3/8 | 2450-3 1/8 | 2450-4 | 2450-4 3/4 | 2450-5 1/2 | 2450-6 3/8 |
|----------------|--|-----------|----------------|---|------------|------------|--------|------------|------------|------------|
| Diameter Stock | 3/8  | 7/16      | Length overall | 2   | 2 3/8      | 3 1/8      | 4      | 4 3/4      | 5 1/2      | 6 3/8      |
| Length overall | 4  | 4 3/4     | Diameter Stock | 3/16  | 1/4        | 5/16       | 3/8    | 7/16       | 1/2        | 1/2        |
| Snap opening   | 5/8  | 7/8       | Snap opening   | 1/4   | 5/16       | 3/8        | 1/2    | 5/8        | 3/4        | 1          |
| Weight per 100 | 30   | 45        | Weight per 100 | 4   | 7          | 15         | 30     | 43         | 60         | 80         |
| Tensile lbs.   | 2,000  | 2,500     | Work Load lbs. | 100   | 140        | 280        | 400    | 500        | 600        | 700        |
| Usage          | Quick connecting and disconnection of chain cable and rope assemblies. |           | Usage          | For small boats, water skiing, mooring, motor safety line, etc. |            |            |        |            |            |            |

**No. 2451 Spring Hooks with Ringed Eye**  
Plated Formed Steel



| Item No.       | 2451-2 1/8 | 2451-2 3/8 | 2451-3 1/8 | 2451-4 | 2451-4 3/4 | 2451-5 1/2 | 2451-6 3/8 |
|----------------|------------|------------|------------|--------|------------|------------|------------|
| Length overall | 2 1/8      | 2 3/8      | 3 1/8      | 4      | 4 3/4      | 5 1/2      | 6 3/8      |
| Eye size       | 1/4        | 5/16       | 3/8        | 1/2    | 5/8        | 5/8        | 7/8        |
| Snap opening   | 1/4        | 5/16       | 3/8        | 1/2    | 5/8        | 3/4        | 1          |
| Weight per 100 | 4          | 7          | 15         | 30     | 43         | 60         | 80         |
| Work Load lbs. | 100        | 140        | 280        | 400    | 500        | 600        | 700        |
| Diameter Stock | 3/16       | 1/4        | 5/16       | 3/8    | 7/16       | 1/2        | 1/2        |

**No. 2460 Spring Hooks**  
Plated Formed Steel  
Spring loaded interlocking snaps. Similar in application to No. 2450.



**No. 7330 Snap Bodies**  
Nickel Plated Steel



| Item No.       | 2460-1/4 | 2460-5/16 | 2460-3/8 | Item No.       | 7330-3/4 | 7330-1 | 7330-1 3/16 |
|----------------|----------|-----------|----------|----------------|----------|--------|-------------|
| Diameter Stock | 1/4      | 5/16      | 3/8      | Length overall | 3/4      | 1      | 1 3/16      |
| Length overall | 2 1/2    | 3 1/8     | 4        | Snap opening   | 1/8      | 1/8    | 5/32        |
| Snap opening   | 3/8      | 7/16      | 1/2      | Weight per 100 | 1/4      | 3/8    | 1/2         |
| Weight per 100 | 7        | 15        | 29       |                |          |        |             |
| Tensile lbs.   | 700      | 1,400     | 2,000    |                |          |        |             |

# Steel Wire Snaps | Chain Connections

## No. 7340 Snap Bodies

Nickel Plated Steel



| Item No.       | 7340-1 | 7340-1 13/16 | 7340-1 1/4 | 7340-1 3/8 | 7340-1 1/2 | 7340-1 3/4 | 7340-2 | 7340-2 3/8 | 7340-2 3/4 |
|----------------|--------|--------------|------------|------------|------------|------------|--------|------------|------------|
| Length overall | 1      | 1 13/16      | 1 1/4      | 1 3/8      | 1 1/2      | 1 3/4      | 2      | 2 3/8      | 2 3/4      |
| Snap opening   | 1/8    | 5/32         | 5/32       | 5/32       | 3/16       | 3/16       | 1/4    | 5/16       | 5/16       |
| Weight per 100 | 1/4    | 1/2          | 1/2        | 3/4        | 1          | 1 1/4      | 2      | 3          | 5          |

## No. 193X Anchor Shackles Screw Pin Type

Hot dip galvanized steel - Screw Pin Type | Packed 5/8" and smaller - 10 per box; 3/4" and larger - bulk | Packed 5/8" and smaller - 10 per box; 3/4" and larger - bulk



| Item No.          | 193X-3/16 | 193X-1/4 | 193X-5/16 | 193X-3/8 | 193X-7/16 | 193X-1/2 | 193X-5/8 | 193X-3/4 | 193X-7/8 | 193X-1 |
|-------------------|-----------|----------|-----------|----------|-----------|----------|----------|----------|----------|--------|
| Size              | 3/16      | 1/4      | 5/16      | 3/8      | 7/16      | 1/2      | 5/8      | 3/4      | 7/8      | 1      |
| Diam. Pin         | 1/4       | 5/16     | 3/8       | 7/16     | 1/2       | 5/8      | 3/4      | 7/8      | 1        | 1 1/8  |
| Weight per 100    | 5         | 12       | 19        | 31       | 49        | 74       | 144      | 219      | 340      | 530    |
| Working Load Lbs. | 240       | 330      | 572       | 990      | 1320      | 1650     | 2500     | 3740     | 5060     | 6600   |

## No. 193 LR Anchor Shackles Screw Pin Type

Hot dip galvanized steel - Screw Pin Type | Load rated to meet Federal Specification RR-C-271a Type IV Class I | Packed 5/8" and smaller - 10 per box; 3/4" and larger - bulk



| Item No.                | 193LR-3/16 | 193LR-1/4 | 193LR-5/16 | 193LR-3/8 | 193LR-7/16 | 193LR-1/2 | 193LR-5/8 | 193LR-3/4 | 193LR-7/8 | 193LR-1 | 193LR-1 1/8 | 193LR-1 1/4 | 193LR-1 1/2 |
|-------------------------|------------|-----------|------------|-----------|------------|-----------|-----------|-----------|-----------|---------|-------------|-------------|-------------|
| Shackle Size            | 3/16       | 1/4       | 5/16       | 3/8       | 7/16       | 1/2       | 5/8       | 3/4       | 7/8       | 1       | 1 1/8       | 1 1/4       | 1 1/2       |
| Diam. Pin               | 1/4        | 5/16      | 3/8        | 7/16      | 1/2        | 5/8       | 3/4       | 7/8       | 1         | 1 1/8   | 1 1/4       | 1 3/8       | 1 5/8       |
| Working Load Limit Tons | 1/3        | 1/2       | 3/4        | 1         | 1 1/2      | 2         | 3 1/4     | 4 3/4     | 6 1/2     | 8 1/2   | 9 1/2       | 12          | 17          |
| Weight per 100          | 5          | 12        | 19         | 31        | 49         | 74        | 144       | 219       | 340       | 530     | 705         | 955         | 1725        |

## No. 193S Anchor Shackles

Screw Pin Type | No. 304 Stainless Steel



| Item No.                | 193S-3/16 | 193S-1/4 | 193S-5/16 | 193S-3/8 | 193S-1/2 | 193S-5/8 | 193S-3/4 |
|-------------------------|-----------|----------|-----------|----------|----------|----------|----------|
| Shackle Size            | 3/16      | 1/4      | 5/16      | 3/8      | 1/2      | 5/8      | 3/4      |
| Diam. Pin               | 1/4       | 5/16     | 3/8       | 7/16     | 5/8      | 3/4      | 7/8      |
| Working Load Limit Tons | 5         | 12       | 19        | 31       | 74       | 144      | 219      |
| Weight per 100          | 320       | 450      | 650       | 1000     | 1990     | 3050     | 4495     |

# Chain Connections

## No. 194LR Chain Shackles

Hot dip galvanized steel; Screw Pin Type | Drop forged to United States Federal specification RR-C-271a | Packed  $\frac{5}{8}$ " and smaller - 10 per box;  $\frac{3}{4}$ " and larger - bulk



| Item No.                | 194LR-1/4 | 194LR-5/16 | 194LR-3/8 | 194LR-7/16 | 194LR-1/2 | 194LR-5/8 | 194LR-3/4 | 194LR-7/8 | 194LR-1 |
|-------------------------|-----------|------------|-----------|------------|-----------|-----------|-----------|-----------|---------|
| Shackle Size            | 1/4       | 5/16       | 3/8       | 7/16       | 1/2       | 5/8       | 3/4       | 7/8       | 1       |
| Diam. Pin               | 5/16      | 3/8        | 7/16      | 1/2        | 5/8       | 3/4       | 7/8       | 1         | 1 1/8   |
| Working Load Limit Tons | 1/2       | 3/4        | 1         | 1 1/2      | 2         | 3 1/4     | 4 3/4     | 6 1/2     | 8 1/2   |
| Weight per 100          | 12        | 19         | 31        | 49         | 74        | 144       | 219       | 340       | 530     |

## No. 195LR Anchor Shackles

Hot dip galvanized steel; Round Pin Type | Load rated to meet Federal Specifications RR-C-271b Type IV Class 4



| Item No.                | 195LR-3/16 | 195LR-1/4 | 195LR-5/16 | 195LR-3/8 | 195LR-7/16 | 195LR-1/2 | 195LR-5/8 | 195LR-3/4 | 195LR-7/8 | 195LR-1 |
|-------------------------|------------|-----------|------------|-----------|------------|-----------|-----------|-----------|-----------|---------|
| Shackle Size            | 3/16       | 1/4       | 5/16       | 3/8       | 7/16       | 1/2       | 5/8       | 3/4       | 7/8       | 1       |
| Diam. Pin               | 1/4        | 5/16      | 3/8        | 7/16      | 1/2        | 5/8       | 3/4       | 7/8       | 1         | 1 1/8   |
| Working Load Limit Tons | 1/3        | 1/2       | 3/4        | 1         | 1 1/2      | 2         | 3 1/4     | 4 3/4     | 6 1/2     | 8 1/2   |
| Weight per 100          | 6          | 13        | 20         | 32        | 47         | 70        | 140       | 230       | 345       | 532     |

## No. 267 "S" Hooks

Zinc Plated Steel | Available in Stainless Steel | Packed 50 per box



| Item No.       | 267-1/16 | 267-1/8 | 267-5/32 | 267-3/16 | 267-1/4 | 267-5/16 | 267-3/8 |
|----------------|----------|---------|----------|----------|---------|----------|---------|
| Size Inches    | 1/16     | 1/8     | 5/32     | 3/16     | 1/4     | 5/16     | 3/8     |
| Length Overall | 5/8      | 1 1/8   | 1 1/4    | 1 3/4    | 2 1/4   | 2 5/8    | 3 1/8   |
| Weight per 100 | 2        | 6       | 2        | 3 1/4    | 7       | 12       | 21      |

## No. 383 Cold Shuts

Zinc Plated Steel



| Item No.              | 383-3/16 | 383-1/4 | 383-5/16 | 383-3/8 |
|-----------------------|----------|---------|----------|---------|
| Diameter Stock        | 3/16     | 1/4     | 5/16     | 3/8     |
| Inside Lengths inches | 15/16    | 1 3/16  | 1 3/8    | 1 1/2   |
| Weight per 100        | 3        | 6       | 10       | 18      |




# Quick Links | Chain Connections



All Quick Links are stocked from two manufacturers. We stock high quality quick links from France. Please be aware of which quick link your application requires. Quick Links are not to be used for overhead lifting. DO NOT OVERLOAD. Stay within the Working Load Limit (WLL).

**No. 7350 Quick Links** Zinc plated steel | For quick connection of chain, cable and wire rope.  
No tools required. Easily tightened with fingers. Can be used over and over again. Has tensile of proof coil and BBB chain



| Item No.         | 7350-3.5 | 7350-4.5 | 7350-5.0 | 7350-6.0 | 7350-8.0 | 7350-9.0 | 7350-10.0 | 7350-12.0 | 7350-14.0 | 7350-16.0 |
|------------------|----------|----------|----------|----------|----------|----------|-----------|-----------|-----------|-----------|
| Trade Size       | 1/8      | 5/32     | 3/16     | 1/4      | 5/16     | 3/8      | 7/16      | 1/2       | 9/16      | 5/8       |
| Length Overall   | 1 3/8    | 1 9/16   | 1 7/8    | 2 1/4    | 2 15/16  | 3 1/8    | 3 1/2     | 4 1/8     | 4 3/4     | 5 1/2     |
| Jaw Opening      | 3/16     | 7/32     | 1/4      | 9/32     | 3/8      | 7/16     | 1/2       | 19/32     | 11/16     | 3/4       |
| Working Load Lt. | 132      | 176      | 440      | 660      | 1540     | 1760     | 2400      | 2860      | 3300      | 4000      |
| Weight per 100   | 1 3/4    | 2 1/2    | 4 1/2    | 8        | 17       | 23       | 31        | 51        | 80        | 124       |

**No. 7351 Wide Jaw Quick Links**  
Zinc plated Steel | 7351-SF | 7351-ST



| Item No.         | 7351-1/8 | 7351-3/16 | 7351-1/4 | 7351-5/16 | 7351-3/8 | 7351-7/16 | 7351-1/2 | 7351-9/16 | 7351-5/8 |
|------------------|----------|-----------|----------|-----------|----------|-----------|----------|-----------|----------|
| Trade Size       | 1/8      | 3/16      | 1/4      | 5/16      | 3/8      | 7/16      | 1/2      | 9/16      | 5/8      |
| Length Overall   | 1 3/16   | 2 7/16    | 2 3/4    | 3 7/16    | 3 3/4    | 4 1/16    | 4 7/8    | 5 9/16    | 6 5/16   |
| Jaw Opening      | 3/8      | 1/2       | 9/16     | 11/16     | 3/4      | 23/32     | 15/16    | 1 1/16    | 1 1/8    |
| Working Load Lt. | 200      | 440       | 770      | 1430      | 1760     | 1760      | 2755     | 4410      | 5510     |
| Weight per 100   | 2 1/4    | 5 1/2     | 9        | 20        | 26       | 26        | 59       | 92        | 139      |

**No. 7360 Delta Shaped Quick Links**  
Zinc plated Steel



| Item No.         | 7360-1/8 | 7360-3/16 | 7360-1/4 | 7360-5/16 | 7360-3/8 | 7360-1/2 | 7360-9/16 | 7360-5/8 |
|------------------|----------|-----------|----------|-----------|----------|----------|-----------|----------|
| Trade Size       | 1/8      | 3/16      | 1/4      | 5/16      | 3/8      | 1/2      | 9/16      | 5/8      |
| Length Overall   | 1 1/4    | 1 9/16    | 1 7/8    | 2 3/16    | 2 3/8    | 2 15/16  | 3 3/8     | 3 11/16  |
| Height Overall   | 1 7/16   | 1 7/8     | 2 3/16   | 2 7/8     | 3 1/16   | 4 1/8    | 4 13/16   | 4 7/16   |
| Jaw Opening      | 3/16     | 1/4       | 9/32     | 13/32     | 7/16     | 19/32    | 21/32     | 3/4      |
| Working Load Lt. | 155      | 330       | 550      | 1210      | 1540     | 2425     | 3970      | 4850     |
| Weight per 100   | 2        | 5         | 8 1/2    | 19        | 25       | 56       | 89        | 135      |

# Quick Links | Chain Connections

## No. 7370 Pear Shaped Quick Links

Zinc plated Steel | 7351-SF | 7351-ST | Available in Stainless Steel see page 11



| Item No.         | 7370-1/8 | 7370-3/16 | 7370-1/4 | 7370-5/16 | 7370-3/8 | 7370-1/2 | 7370-9/16 | 7370-5/8 |
|------------------|----------|-----------|----------|-----------|----------|----------|-----------|----------|
| Trade Size       | 1/8      | 3/16      | 1/4      | 5/16      | 3/8      | 1/2      | 9/16      | 5/8      |
| Length Overall   | 2 1/16   | 2 3/4     | 3 3/16   | 3 15/16   | 4 1/4    | 5 11/16  | 6 3/16    | 6 15/16  |
| Height Overall   | 1 5/64   | 1 15/32   | 1 11/16  | 2         | 2 1/4    | 3        | 3 5/16    | 3 3/4    |
| Jaw Opening      | 3/8      | 1/2       | 9/16     | 11/16     | 3/4      | 15/16    | 1 1/16    | 1 1/8    |
| Working Load Lt. | 125      | 265       | 440      | 1060      | 1320     | 1940     | 3175      | 4410     |
| Weight per 100   | 2 1/2    | 6 1/2     | 11       | 23        | 31       | 71       | 105       | 158      |

## No. 7380 Square Quick Links

Zinc plated Steel



| Item No.         | 7380-7/64 | 7380-1/8 | 7380-5/32 | 7380-3/16 | 7380-1/4 | 7380-9/32 | 7380-5/16 | 7380-3/8 | 7380-7/16 | 7380-1/2 | 7380-9/16 | 7380-5/8 |
|------------------|-----------|----------|-----------|-----------|----------|-----------|-----------|----------|-----------|----------|-----------|----------|
| Trade Size       | 7/64      | 1/8      | 5/32      | 3/16      | 1/4      | 9/32      | 5/16      | 3/8      | 7/16      | 1/2      | 9/16      | 5/8      |
| Length Overall   | 15/16     | 1 1/16   | 1 1/4     | 1 1/2     | 1 11/16  | 1 15/16   | 2 5/32    | 2 3/8    | 2 11/16   | 3 1/16   | 3 1/2     | 4 1/16   |
| Height Overall   | 11/16     | 7/8      | 1         | 1 1/8     | 1 1/4    | 1 5/16    | 1 7/16    | 1 9/16   | 1 11/16   | 1 15/16  | 2 1/4     | 2 1/2    |
| Jaw Opening      | 5/32      | 3/16     | 7/32      | 1/4       | 9/32     | 11/32     | 3/8       | 7/16     | 15/32     | 9/16     | 11/16     | 3/4      |
| Working Load Lt. | 85        | 155      | 220       | 330       | 550      | 880       | 1210      | 1540     | 1985      | 2425     | 3970      | 4850     |
| Weight per 100   | 2         | 2 1/4    | 3 1/2     | 6         | 10       | 15        | 21        | 28       | 37        | 62       | 98        | 152      |

## No. 660 Lap Links

Zinc plated steel | The quickest and most economical way to connect two pieces of chain—or chain to eyelet, snap, ring, etc.



| Item No.              | 660-1/16 | 660-1/8 | 660-5/32 | 660-3/16 | 660-1/4 | 660-5/16 | 660-3/8 |
|-----------------------|----------|---------|----------|----------|---------|----------|---------|
| Diameter Stock        | 1/16     | 1/8     | 5/32     | 3/16     | 1/4     | 5/16     | 3/8     |
| Inside Lengths inches | 9/16     | 5/8     | 3/4      | 1        | 1 1/4   | 1 1/2    | 1 5/8   |
| Weight per 100        | 3/4      | 1       | 2        | 4        | 8       | 14       | 21      |

## No. 7400 Connecting Links

Zinc plated Steel, quenched & tempered



| Item No.             | 7400-3/16 | 7400-1/4 | 7400-5/16 | 7400-3/8 |
|----------------------|-----------|----------|-----------|----------|
| Diameter Stock       | 3/16      | 1/4      | 5/16      | 3/8      |
| Inside Length Inches | 11/16     | 7/8      | 15/16     | 1 1/8    |
| Weight per 100       | 4         | 9        | 11        | 20       |

# Pulleys | Buckles

## No. 0173 Swivel Eye Pulleys

Single wheel Electro plated gray iron



| Item No.           | 0173-1/2 | 0173-3/4 | 0173-1 | 0173-1 1/4 | 0173-1 1/2 | 0173-2 |
|--------------------|----------|----------|--------|------------|------------|--------|
| Size Sheave Inches | 1/2      | 3/4      | 1      | 1 1/4      | 1 1/2      | 2      |
| Diam. Rope Inches  | 5/32     | 3/16     | 1/4    | 5/16       | 5/16       | 7/16   |
| Weight per 100     | 10       | 12       | 15     | 22         | 28         | 50     |

## No. 0174 Solid Eye Pulleys

Single wheel Electro plated gray iron



| Item No.           | 0174-1/2 | 0174-3/4 | 0174-1 | 0174-1 1/4 | 0174-1 1/2 | 0174-2 | 0174-2 1/2 |
|--------------------|----------|----------|--------|------------|------------|--------|------------|
| Size Sheave Inches | 1/2      | 3/4      | 1      | 1 1/4      | 1 1/2      | 2      | 2 1/2*     |
| Diam. Rope Inches  | 5/32     | 3/16     | 1/4    | 5/16       | 5/16       | 7/16   | 1/2        |
| Weight per 100     | 8        | 11       | 14     | 21         | 29         | 53     | 88         |

\*unavailable in zinc die cast

## No. 0176 Solid Eye Pulleys

Double wheel Electro plated gray iron



| Item No.           | 0176-1/2 | 0176-3/4 | 0176-1 | 0176-1 1/2 | 0176-2 |
|--------------------|----------|----------|--------|------------|--------|
| Size Sheave Inches | 1/2      | 3/4      | 1      | 1 1/2      | 2      |
| Diam. Rope Inches  | 5/32     | 3/16     | 1/4    | 5/16       | 7/16   |
| Weight per 100     | 12       | 21       | 25     | 74         | 143    |

## No. 0178 Swivel Eye Pulleys

Double wheel Electro plated gray iron



| Item No.           | 0178-3/4 | 0178-1 | 0178-1 1/2 | 0178-2 |
|--------------------|----------|--------|------------|--------|
| Size Sheave Inches | 3/4      | 1      | 1 1/2      | 2      |
| Diam. Rope Inches  | 3/16     | 1/4    | 5/16       | 7/16   |
| Weight per 100     | 21       | 26     | 35         | 124    |

## No. Z-414 Buckles

Die cast rust-proof metal, Imitation roller, nickel or brass plated



| Item No.       | Z-414-3/8 | Z-414-1/2 | Z-414-5/8 | Z-414-3/4 | Z-414-7/8 | Z-414-1 |
|----------------|-----------|-----------|-----------|-----------|-----------|---------|
| Strap size     | 3/8       | 1/2       | 5/8       | 3/4       | 7/8       | 1       |
| Weight per 100 | 1         | 1 1/2     | 1 3/4     | 2 1/4     | 3         | 4       |

## No. Z-416 Buckles

Die cast rust-proof metal, nickel or brass plated



| Item No.       | Z-416-5/8 | Z-416-3/4 | Z-416-7/8 | Z-416-1 |
|----------------|-----------|-----------|-----------|---------|
| Strap size     | 5/8       | 3/4       | 7/8       | 1       |
| Weight per 100 | 1 1/4     | 1 1/2     | 2         | 3       |

## No. 999 Loose Roller Buckles

Nickel or brass plated steel



| Item No.       | 999-1 | 999-1 1/4 | 999-1 1/2 | 999-1 3/4 | 999-2 |
|----------------|-------|-----------|-----------|-----------|-------|
| Strap size     | 1     | 1 1/4     | 1 1/2     | 1 3/4     | 2     |
| Weight per 100 | 7     | 9         | 10        | 14        | 15    |

## No. Z-75 Loose Roller Buckles

Die cast rust-proof metal, nickel plated



| Item No.       | Z-75-5/8 | Z-75-3/4 | Z-75-1 |
|----------------|----------|----------|--------|
| Strap size     | 5/8      | 3/4      | 1      |
| Weight per 100 | 1 1/4    | 1 1/2    | 2 1/2  |

# Bright Aluminum Spring Links

**No. 2450A Bright Aluminum Spring Link**  
Aluminum hook



**No. 2460A Bright Aluminum Spring Link**  
Aluminum hook



**No. 2440A Bright Aluminum Spring Link**  
Aluminum hook



| Item No.         | 2450A-1/4                          | 2450A-5/16 | 2450A-3/8 | Item No.         | 2460A-5/16                         | 2460A-3/8 | Item No.         | 2440A-5/16                         | 2440A-3/8 |
|------------------|------------------------------------|------------|-----------|------------------|------------------------------------|-----------|------------------|------------------------------------|-----------|
| Size             | 1/4                                | 5/16       | 3/8       | Size             | 5/16                               | 3/8       | Size             | 5/16                               | 3/8       |
| Working Load lbs | 150                                | 150        | 150       | Working Load lbs | 150                                | 150       | Working Load lbs | 150                                | 150       |
| Colors           | Red, Blue, Green, Gold, and Purple |            |           | Colors           | Red, Blue, Green, Gold, and Purple |           | Colors           | Red, Blue, Green, Gold, and Purple |           |
| Usage            | <b>Not for climbing</b>            |            |           | Usage            | <b>Not for climbing</b>            |           | Usage            | <b>Not for climbing</b>            |           |



# Round and Dee Rings

## No. 2 Steel Round Rings

Nickel plated



| Item No.            | 2-11/2 | 2-13/4 | 2-2 | 3-11/2 | 3-13/4 | 3-2 | 4-11/4 | 4-11/2 | 7-1/2 | 7-5/8 | 7-3/4 | 7-7/8 | 7-1   | 7-11/8 | 7-11/4 |
|---------------------|--------|--------|-----|--------|--------|-----|--------|--------|-------|-------|-------|-------|-------|--------|--------|
| Inside Diam. Inches | 1 1/2  | 1 3/4  | 2   | 1 1/2  | 1 3/4  | 2   | 1 1/4  | 1 1/2  | 1/2   | 5/8   | 3/4   | 7/8   | 1     | 1 1/8  | 1 1/4  |
| Weight per 100      | 8      | 10     | 11  | 7      | 8      | 10  | 5      | 6      | 3/4   | 1 1/4 | 1 1/2 | 2     | 2 3/4 | 3 1/4  | 3 1/2  |

## No. 7B Steel Round Rings

Polished Solid Brass



| Item No.            | 7B-1  | 7B-11/8 | 7B-11/4 | 7B-11/2 | 7B-13/4 | 7B-2 |
|---------------------|-------|---------|---------|---------|---------|------|
| Inside Diam. Inches | 1     | 1 1/8   | 1 1/4   | 1 1/2   | 1 3/4   | 2    |
| Diameter Stock      | 5/32  | 3/16    | 3/16    | 7/32    | 1/4     | 1/4  |
| Weight per 100      | 2 3/4 | 4 1/4   | 5       | 6       | 9       | 10   |

## No. Z-7 Round Rings

Die Cast Rust-proof metal | Nickel or brass plated



| Item No.            | Z-7-3/8 | Z-7-1/2 | Z-7-5/8 | Z-7-3/4 | Z-7-7/8 | Z-7-1 | Z-7-1-1/4 | Z-7-1-1/2 |
|---------------------|---------|---------|---------|---------|---------|-------|-----------|-----------|
| Inside Diam. Inches | 3/8     | 1/2     | 5/8     | 3/4     | 7/8     | 1     | 1 1/4     | 1 1/2     |
| Diameter Stock      | 13      | 12      | 12      | 11      | 11      | 9     | 9         | 8         |
| Weight per 100      | 3       | 5       | 6       | 8       | 9       | 15    | 17        | 24        |

## No. 1717-1718 Round Rings

Drop forged alloy steel



| Item No.            | 1717-7/8 | 1717-13/4 | 1718-21/4 |
|---------------------|----------|-----------|-----------|
| Inside Diam. Inches | 7/8      | 1 3/4     | 2 1/4     |
| Diameter Stock      | 1/4      | 1/4       | 3/8       |
| Proof load lbs.     | 7500     | 7500      | 9000      |
| Weight per 100      | 6        | 12        | 31        |

## No. 22 Screw Rings

Nickel plated steel



| Item No.            | 22-1  | 22-1 1/2 |
|---------------------|-------|----------|
| Inside Diam. Inches | 1     | 1 1/2    |
| Weight per 100      | 2 1/4 | 6 1/2    |

## No. 23 Screw Rings

Zinc plated steel | 5/16 Stock Diameter



| Item No.            | 23 |
|---------------------|----|
| Inside Diam. Inches | 2  |
| Weight per 100      | 25 |

## No. Z-452 Dee Rings

Die Cast rust-proof metal Nickel or brass plated | packed 100 per box



| Item No.            | Z-452-3/8 | Z-452-1/2 | Z-452-5/8 | Z-452-3/4 | Z-452-7/8 | Z-452-1 | Z-452-11/4 |
|---------------------|-----------|-----------|-----------|-----------|-----------|---------|------------|
| Inside Diam. Inches | 3/8       | 1/2       | 5/8       | 3/4       | 7/8       | 1       | 1 1/4      |
| Diameter Stock      | 14        | 12        | 11        | 10        | 8         | 8       | 7          |
| Weight per 100      | 1/2       | 1/2       | 3/4       | 1         | 2         | 2       | 3          |

Packed 100 per box

## No. 3250 Dee Rings

Welded steel, Nickel plated | packed 50 per box



| Item No.            | 3250-1 | 3250-11/8 | 3250-11/4 | 3250-11/2 | 3250-13/4 | 3250-2 |
|---------------------|--------|-----------|-----------|-----------|-----------|--------|
| Inside Width Inches | 1      | 1 1/8     | 1 1/4     | 1 1/2     | 1 3/4     | 2      |
| Weight per 100      | 4      | 4 1/2     | 6 1/2     | 8 3/4     | 10        | 11     |

Packed 50 per box \* No. 8 Gauge available as No. 4520-1"

# Round and Dee Rings | Misc

## No. 5390 Dee Rings Nickel plated steel, Welded



## No. 8-K Steel Split Key Rings Nickel plated



| Item No.            | 5390-1/2 | 5390-5/8 | 5390-3/4 | 5390-7/8 | 5390-1 | Item No.               | 8-K-5/8 | 8-K-3/4 | 8-K-7/8 | 8-K-1 | 8-K-1 1/4 |
|---------------------|----------|----------|----------|----------|--------|------------------------|---------|---------|---------|-------|-----------|
| Inside Width Inches | 1/2      | 5/8      | 3/4      | 7/8      | 1      | Inside Diameter Inches | 5/8     | 3/4     | 7/8     | 1     | 1 1/4     |
| Weight per 100      | 3/4      | 1        | 1 1/4    | 1 1/2    | 2      | Weight per 1000 lbs    | 3       | 4       | 6       | 8     | 13        |

Packed 100 per box

## Open Eye Swivels Zinc plated steel




## No. 011 Swivels Cast malleable iron | Nickel plated



| Item No.       | 3-4  | 1-2 | 1/0-2/0 | 3/0-4/0 | Item No.       | 011-1 | 011-2 | 011-3 | 011-4 |
|----------------|--|-----|---------|---------|----------------|-------|-------|-------|-------|
| Weight per 100 | 1 1/2  | 3   | 4 1/2   | 6 1/2   | Eye Size       | 3/16  | 1/4   | 3/8   | 1/2   |
| Usage          | Eyes of swivel can be easily closed with pliers, hammer, or vise after assembling. Size corresponds to size of weldless chain with which swivel is to be used. |     |         |         | Length Overall | 1 1/4 | 1 3/4 | 2 3/8 | 2 3/4 |
|                |  |     |         |         | Weight per 100 | 2 1/2 | 5 1/2 | 10    | 13    |

## No. 018 Swivels Nickel plated rust-proof metal




## No. 2908 Swivels Nickel plated steel



| Item No.       | 018-3/8 | 018-1/2 | 018-5/8 | 018-3/4 | 018-7/8 | 018-1 | 018-1-H | Item No.       | 2908-3/8 | 2908-1/2 |
|----------------|---------|---------|---------|---------|---------|-------|---------|----------------|----------|----------|
| Eye Size       | 3/8     | 1/2     | 5/8     | 3/4     | 7/8     | 1     | 1-H     | Eye Size       | 3/8      | 1/2      |
| Length Overall | 2 3/16  | 2 1/4   | 2 3/8   | 2 3/4   | 3       | 3 1/8 | 3 1/2   | Length Overall | 1 1/8    | 1 1/4    |
| Weight per 100 | 6       | 7       | 8       | 9       | 11      | 12    | 19      | Weight per 100 | 3/4      | 3/4      |

## No. 803 Plastic Key Snaps with 1" key ring



|                   |       |      |     |       |        |
|-------------------|-------|------|-----|-------|--------|
| Item No.          | 803   |      |     |       |        |
| Length Overall    | 3 1/2 |      |     |       |        |
| Snap Opening      | 3/8   |      |     |       |        |
| Weight Per 100lbs | 2     |      |     |       |        |
| Colors            | Black | Blue | Red | White | Yellow |

# Rope Clips

## No. 708 Rope Adjuster Nickel plated malleable iron



|                |       |
|----------------|-------|
| Item No.       | 708   |
| Size           | 1/2   |
| Weight per 100 | 5 3/4 |

## No. 260 Wire Rope Clips | Malleable iron base, steel bolts and nuts Galvanized finish | Packing: 1/2" and smaller, 25 per box; 5/8" and larger, 10 per box



|                |          |         |          |         |          |         |          |         |         |         |         |       |
|----------------|----------|---------|----------|---------|----------|---------|----------|---------|---------|---------|---------|-------|
| Item No.       | 260-1/16 | 260-1/8 | 260-3/16 | 260-1/4 | 260-5/16 | 260-3/8 | 260-7/16 | 260-1/2 | 260-5/8 | 260-3/4 | 260-7/8 | 260-1 |
| Size for Rope  | 1/16     | 1/8     | 3/16     | 1/4     | 5/16     | 3/8     | 7/16     | 1/2     | 5/8     | 3/4     | 7/8     | 1     |
| Weight per 100 | 3 1/2    | 5       | 7        | 14      | 15       | 24      | 25       | 37      | 59      | 85      | 132     | 154   |
| Pcs. per Box   | 25       | 25      | 25       | 25      | 25       | 25      | 25       | 25      | 10      | 10      | Bulk    | Bulk  |

## No. 264EG Wire Rope Thimbles Standard pattern | Type II electrogalvanized steel



|                |             |            |           |            |           |            |           |           |
|----------------|-------------|------------|-----------|------------|-----------|------------|-----------|-----------|
| Item No.       | 264EG-1/16S | 264EG-1/8S | 264EG-1/8 | 264EG-3/16 | 264EG-1/4 | 264EG-5/16 | 264EG-3/8 | 264EG-1/2 |
| Size for Rope  | 1/16        | 1/8        | 1/8       | 3/16       | 1/4       | 5/16       | 3/8       | 1/2       |
| Overall Length | 1 3/8       | 1 3/8      | 1 13/16   | 1 13/16    | 1 13/16   | 2 1/8      | 2 1/2     | 2 3/4     |
| Inside Width   | 1/2         | 1/2        | 11/16     | 11/16      | 11/16     | 13/16      | 15/16     | 1 1/8     |
| Weight per 100 | 1 1/4       | 1 1/4      | 3.3       | 3.3        | 4         | 5          | 8         | 16        |

Packed 25 per Pack

## No. 265 Rope Clamps Zinc Plated Sheet Steel



|                |         |              |       |
|----------------|---------|--------------|-------|
| Item No.       | 265-1/2 | 265-5/8      | 265-1 |
| Size for Rope  | 1/2     | 5/8          | 1     |
| Weight per 100 | 6       | 8            | 10    |
|                |         | *Bronze Only |       |

## No. 264HG Wire Rope Thimbles Standard Pattern - Hot galvanized steel | To U.S. Fed. Spec. FF-T-276B Type II | Packing: 1/2" and smaller, 25 per box; 5/8" and larger, 10 per box



|                |           |            |           |            |           |            |           |           |           |           |         |
|----------------|-----------|------------|-----------|------------|-----------|------------|-----------|-----------|-----------|-----------|---------|
| Item No.       | 264HG-1/8 | 264HG-3/16 | 264HG-1/4 | 264HG-5/16 | 264HG-3/8 | 264HG-7/16 | 264HG-1/2 | 264HG-5/8 | 264HG-3/4 | 264HG-7/8 | 264HG-1 |
| Size for Rope  | 1/8       | 3/16       | 1/4       | 5/16       | 3/8       | 7/16       | 1/2       | 5/8       | 3/4       | 7/8       | 1       |
| Overall Length | 1 13/16   | 1 13/16    | 1 13/16   | 2 1/8      | 2 1/2     | 2 3/4      | 2 3/4     | 3 1/2     | 4         | 5         | 6 1/4   |
| Inside Width   | 11/16     | 11/16      | 11/16     | 13/16      | 15/16     | 1          | 1 1/8     | 1 1/4     | 1 1/2     | 2 1/8     | 2 1/2   |
| Weight per 100 | 3.3       | 3.3        | 4         | 5          | 8         | 12         | 16        | 36        | 60        | 90        | 105     |

## No. 270 Wire Rope Clips | Galvanized drop forged steel For heavy duty applications to U.S. Federal Specification FF-C-450 Type I Class I | Packing: 1/2" and smaller, 25 per box; 5/8" and larger, 10 per box



|                |         |          |         |          |         |          |         |          |         |         |         |       |           |           |           |
|----------------|---------|----------|---------|----------|---------|----------|---------|----------|---------|---------|---------|-------|-----------|-----------|-----------|
| Item No.       | 270-1/8 | 270-3/16 | 270-1/4 | 270-5/16 | 270-3/8 | 270-7/16 | 270-1/2 | 270-9/16 | 270-5/8 | 270-3/4 | 270-7/8 | 270-1 | 270-1 1/8 | 270-1 1/4 | 270-1 1/2 |
| Size for Rope  | 1/8     | 3/16     | 1/4     | 5/16     | 3/8     | 7/16     | 1/2     | 9/16     | 5/8     | 3/4     | 7/8     | 1     | 1 1/8     | 1 1/4     | 1 1/2     |
| Weight per 100 | 5       | 10       | 19      | 32       | 44      | 70       | 75      | 100      | 100     | 150     | 245     | 260   | 320       | 460       | 590       |

# Rope Clips | Turnbuckles

## No. 274 Wire Rope Thimbles

Heavy duty pattern Hot galvanized steel | To U.S. Federal Specification FF-T-276b Type 3  
Packing: 9/16" and smaller, 25 per box; 5/8" and larger, 10 per box



| Item No.       | 274-1/4 | 274-5/16 | 274-3/8 | 274-7/16 | 274-1/2 | 274-9/16 | 274-5/8 | 274-3/4 | 274-7/8 | 274-1 |
|----------------|---------|----------|---------|----------|---------|----------|---------|---------|---------|-------|
| Size for Rope  | 1/4     | 5/16     | 3/8     | 7/16     | 1/2     | 9/16     | 5/8     | 3/4     | 7/8     | 1     |
| Overall Length | 2 3/16  | 2 1/2    | 2 7/8   | 3 1/4    | 3 5/8   | 3 5/8    | 4 1/4   | 5       | 5 1/2   | 6 1/8 |
| Inside Width   | 7/8     | 1 1/16   | 1 1/8   | 1 1/4    | 1 1/2   | 1 1/2    | 1 3/4   | 2       | 2 1/4   | 2 1/2 |
| Weight per 100 | 7       | 12       | 23      | 33       | 51      | 51       | 75      | 147     | 180     | 285   |

## No. 4015 Line Cleats

Rust-proof metal | Nickel plated



| Item No.       | 4015-2 1/2 | 4015-4 1/2 | 4015-6 |
|----------------|------------|------------|--------|
| Overall Length | 2 1/2      | 4 1/2      | 6      |
| Weight per 100 | 3 1/2      | 6 1/4      | 12 1/2 |
| Screw No.      | 6          | 8          | 10     |

## Drop Forged Steel Turnbuckles

To U.S. Federal specification FF-T-791b Type 1 Form 1 | Turnbuckles are hot galvanized, Stub End and Bodies Only are self-colored

| Item No. 15   Eye and Eye | Item No. 16   Hook and Eye | Item No. 17   Hook and Hook | Item No. 18   Jaw and Eye |
|---------------------------|----------------------------|-----------------------------|---------------------------|
|                           |                            |                             |                           |
| Item No. 19   Jaw and Jaw | Item No. 20   Body         | Item No. 21   Stub End      |                           |
|                           |                            |                             |                           |




|  |         |              |         |         |         |          |         |         |          |         |
|--|---------|--------------|---------|---------|---------|----------|---------|---------|----------|---------|
| Size (Diameter x Take-up)                                      | 1/4 x 4 | 5/16 x 4 1/2 | 3/8 x 6 | 1/2 x 6 | 1/2 x 9 | 1/2 x 12 | 5/8 x 6 | 5/8 x 9 | 5/8 x 12 | 3/4 x 6 |
| Average overall length with ends in closed position            | 8 1/4   | 9 9/16       | 11 7/8  | 13 5/16 | 16 5/16 | 19 5/16  | 15 1/2  | 18 1/2  | 21 1/2   | 17      |
| Approx. weight each (lbs) Eyes and/or hooks                    | 0.3     | 0.5          | 0.75    | 1.50    | 1.75    | 2.18     | 2.63    | 3.00    | 3.25     | 3.75    |
| Approx. weight each (lbs)   Jaw & Eye                          | 0.3     | 0.53         | 0.82    | 1.62    | 1.82    | 2.19     | 2.59    | 3.01    | 3.50     | 4.25    |
| Approx. weight each (lbs)   Jaw & Jaw                          | 0.4     | 0.58         | 0.93    | 1.68    | 1.85    | 2.20     | 2.82    | 3.25    | 3.75     | 4.68    |
| Approx. weight each (lbs)   Stub End                           | 0.29    | 0.46         | 0.75    | 1.36    | 1.69    | 2.0      | 2.15    | 2.7     | 3.22     | 3.25    |
| Approx. weight each (lbs)   Bodies Only                        | 0.17    | 0.25         | .30     | 0.55    | 0.74    | 0.93     | 0.91    | 1.2     | 1.5      | 1.3     |
| Hook & Eye Hook & Hook Working Load Limit                      | 400     | 700          | 1000    | 1500    | 1500    | 1500     | 2250    | 2250    | 2250     | 3000    |
| Eye & Eye, Jay & Eye, Jaw & Jaw, Stub End   Working Load Limit | 500     | 800          | 1200    | 2200    | 2200    | 2200     | 3500    | 3500    | 3500     | 5200    |

|  |         |          |          |         |          |          |        |        |        |
|--|---------|----------|----------|---------|----------|----------|--------|--------|--------|
| Size (Diameter x Take-up)                                      | 3/4 x 9 | 3/4 x 12 | 3/4 x 18 | 7/8 x 6 | 7/8 x 12 | 7/8 x 18 | 1 x 6  | 1 x 12 | 1 x 18 |
| Average overall length with ends in closed position            | 20      | 23       | 29       | 18      | 24 5/8   | 30 5/8   | 20 5/8 | 26 5/8 | 32 5/8 |
| Approx. weight each (lbs) Eyes and/or hooks                    | 4.50    | 5.75     | 7.00     | —       | 8.38     | 10.25    | —      | 11.25  | 14     |
| Approx. weight each (lbs)   Jaw & Eye                          | 5.0     | 5.75     | 7.25     | —       | 8.88     | 10.60    | —      | 12     | 14.75  |
| Approx. weight each (lbs)   Jaw & Jaw                          | 5.38    | 6.12     | 7.25     | —       | 9.36     | 11.44    | —      | 12.88  | 16.1   |
| Approx. weight each (lbs)   Stub End                           | 4.0     | 4.65     | 6.12     | 4.75    | 6.67     | 8.75     | 6.41   | 8.9    | 11.7   |
| Approx. weight each (lbs)   Bodies Only                        | 1.7     | 2.12     | 2.93     | 2.0     | 3.0      | 4.12     | 2.5    | 3.86   | 5.5    |
| Hook & Eye Hook & Hook Working Load Limit                      | 3000    | 3000     | 3000     | —       | 4000     | 4000     | —      | 5000   | 5000   |
| Eye & Eye, Jay & Eye, Jaw & Jaw, Stub End   Working Load Limit | 5200    | 5200     | 5200     | 7200    | 7200     | 7200     | 10000  | 10000  | 10000  |

# Turnbuckles | Nut Eyebolts

## Hardware Turnbuckles

Zinc Alloy Bodies - Steel hooks and eyes | Will not rust or freeze to fittings

| Item No.11  | Item No. 12   |       |       |       | Item No. 13   |       |
|---|---|-------|-------|-------|---|-------|
|  |  |       |       |       |  |       |
| Eye-Eye No.   | 11  | 11    | 11    | 11    | 11  | 11    |
| Hook-Eye No.  | 12  | 12    | 12    | 12    | 12  | 12    |
| Hook-Hook No.   | 13  | 13    | 13    | 13    | 13  | 13    |
| Thread Diam. In.  | 5/32  | 3/16  | 7/32  | 1/4   | 5/16  | 3/8   |
| Take-Up In.   | 1 1/4   | 1 5/8 | 2     | 2 3/8 | 2 3/4   | 3     |
| Closed Lengths  | 3 1/2   | 4 1/2 | 5 3/4 | 5 7/8 | 6 5/8   | 7 3/4 |
| Weight per 100  | 5   | 8     | 11    | 16    | 28  | 41    |

## No. 24 Regular Nut Eyebolts

Galvanized, forged steel, quenched & tempered

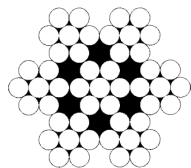


| Item No.                        | 24-1/4 x 2 | 24-1/4 x 4 | 24-5/16 x 2 1/4 | 24-5/16 x 4 1/4 | 24-3/8 x 2 1/2 | 24-3/8 x 4 1/2 | 24-3/8 x 6 | 24-1/2 x 6 | 24-1/2 x 8 | 24-1/2 x 10 |
|---------------------------------|------------|------------|-----------------|-----------------|----------------|----------------|------------|------------|------------|-------------|
| Shank diam. and length (Inches) | 1/4 x 2    | 1/4 x 4    | 5/16 x 2 1/4    | 5/16 x 4 1/4    | 3/8 x 2 1/2    | 3/8 x 4 1/2    | 3/8 x 6    | 1/2 x 6    | 1/2 x 8    | 1/2 x 10    |
| length of thread (Inches)       | 1 1/2      | 2 1/2      | 1 1/2           | 2 1/2           | 1 1/2          | 2 1/2          | 2 1/2      | 3          | 3          | 3           |
| Eye Dim.   I.D. Inches          | 1/2        | 1/2        | 5/8             | 5/8             | 3/4            | 3/4            | 3/4        | 1          | 1          | 1           |
| Eye Dim.   O.D. Inches          | 1          | 1          | 1 1/4           | 1 1/4           | 1 1/2          | 1 1/2          | 1 1/2      | 2          | 2          | 2           |
| Safe working and load (pounds)  | 500        | 500        | 800             | 800             | 1200           | 1200           | 1200       | 2200       | 2200       | 2200        |
| Weight pounds per 100           | 7.36       | 12.36      | 13.25           | 19.50           | 24.33          | 30.58          | 34.83      | 74.00      | 78.00      | 88.00       |

| Item No.                        | 24-1/2 x 12 | 24-5/8 x 4 | 24-5/8 x 6 | 24-5/8 x 8 | 24-5/8 x 10 | 24-5/8 x 12 | 24-3/4 x 4 1/2 | 24-3/4 x 6 | 24-3/4 x 8 | 24-3/4 x 10 |
|---------------------------------|-------------|------------|------------|------------|-------------|-------------|----------------|------------|------------|-------------|
| Shank diam. and length (Inches) | 1/2 x 12    | 5/8 x 4    | 5/8 x 6    | 5/8 x 8    | 5/8 x 10    | 5/8 x 12    | 3/4 x 4 1/2    | 3/4 x 6    | 3/4 x 8    | 3/4 x 10    |
| length of thread (Inches)       | 3           | 2          | 3          | 3          | 3           | 4           | 2              | 3          | 3          | 3           |
| Eye Dim.   I.D. Inches          | 1           | 1 1/4      | 1 1/4      | 1 1/4      | 1 1/4       | 1 1/4       | 1 1/2          | 1 1/2      | 1 1/2      | 1 1/2       |
| Eye Dim.   O.D. Inches          | 2           | 2 1/2      | 2 1/2      | 2 1/2      | 2 1/2       | 2 1/2       | 3              | 3          | 3          | 3           |
| Safe working and load (pounds)  | 2200        | 5200       | 5200       | 5200       | 5200        | 5200        | 7200           | 7200       | 7200       | 7200        |
| Weight pounds per 100           | 105.00      | 119.00     | 134.00     | 147.00     | 160.00      | 166.00      | 169.00         | 185.00     | 208.00     | 225.00      |

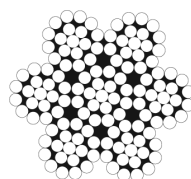
| Item No.                        | 24-3/4 x 12 | 24-3/4 x 15 | 24-7/8 x 5 | 24-7/8 x 8 | 24-7/8 x 12 | 24-1 x 6 | 24-1 x 9 | 24-1 x 12 | 24-1 x 18 |
|---------------------------------|-------------|-------------|------------|------------|-------------|----------|----------|-----------|-----------|
| Shank diam. and length (Inches) | 3/4 x 12    | 3/4 x 15    | 7/8 x 5    | 7/8 x 8    | 7/8 x 12    | 1 x 6    | 1 x 9    | 1 x 12    | 1 x 18    |
| length of thread (Inches)       | 4           | 5           | 2 1/2      | 4          | 4           | 3        | 4        | 4         | 7         |
| Eye Dim.   I.D. Inches          | 1 1/2       | 1 1/2       | 1 3/4      | 1 3/4      | 1 3/4       | 2        | 2        | 2         | 2         |
| Eye Dim.   O.D. Inches          | 3           | 3           | 3 1/2      | 3 1/2      | 3 1/2       | 4        | 4        | 4         | 4         |
| Safe working and load (pounds)  | 7200        | 7200        | 10600      | 10600      | 10600       | 13300    | 13300    | 13300     | 13300     |
| Weight pounds per 100           | 258.00      | 298.00      | 270.00     | 308.00     | 400.00      | 421.00   | 469.00   | 540.00    | 650.00    |

## Galvanized Aircraft Cable



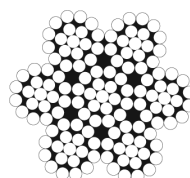
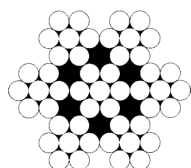
| Item No.          | 11617 | 11677 | 33277 | 1877  | 53277 | 31677 | 33277 | 1477  |
|-------------------|-------|-------|-------|-------|-------|-------|-------|-------|
| Diameter          | 1/16  | 1/16  | 3/32  | 1/8   | 5/32  | 3/16  | 3/32  | 1/4   |
| Type              | 7 x 7 | 7 x 7 | 7 x 7 | 7 x 7 | 7 x 7 | 7 x 7 | 7 x 7 | 7 x 7 |
| Breaking Strength | 500   | 480   | 920   | 1700  | 2600  | 3700  | 920   | 7000  |
| Wt/1000 ft. (lbs) | 8     | 8     | 16    | 28    | 43    | 64    | 16    | 110   |

## Galvanized Aircraft Cable



| Item No.          | 332719 | 18719  | 532719 | 316719 | 14719  | 516719 | 38719  |
|-------------------|--------|--------|--------|--------|--------|--------|--------|
| Diameter          | 3/32   | 1/8    | 5/32   | 3/16   | 1/4    | 5/16   | 3/8    |
| Type              | 7 x 19 | 7 x 19 | 7 x 19 | 7 x 19 | 7 x 19 | 7 x 19 | 7 x 19 |
| Breaking Strength | 1050   | 2000   | 2800   | 4200   | 7000   | 9800   | 14400  |
| Wt/1000 ft. (lbs) | 16     | 29     | 45     | 65     | 110    | 173    | 243    |

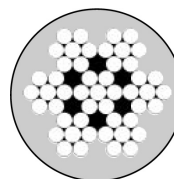
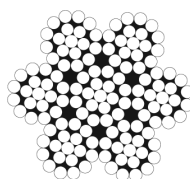
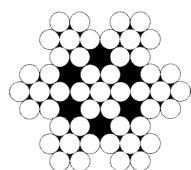
## Type 304 Stainless Steel Aircraft Cable



| Item No.          | 11677SS | 33288SS | 1877SS | 18719SS | 316719SS | 14719SS | 516719SS | 38719SS |
|-------------------|---------|---------|--------|---------|----------|---------|----------|---------|
| Diameter          | 1/16    | 3/32    | 1/8    | 1/8     | 3/16     | 1/4     | 5/16     | 3/8     |
| Type              | 7 X 7   | 7 X 7   | 7 X 7  | 7 X 19  | 7 X 19   | 7 X 19  | 7 X 19   | 7 x 19  |
| Breaking Strength | 480     | 920     | 1700   | 1760    | 3700     | 6400    | 9000     | 12000   |
| Wt/1000 ft. (lbs) | 8       | 16      | 28     | 29      | 65       | 110     | 173      | 243     |

## Black Galvanized Aircraft Cable

## Clear Vinyl Coated Galvanized Aircraft Cable



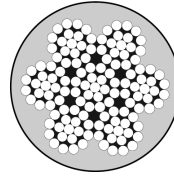
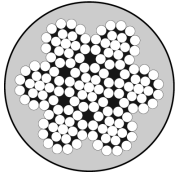
| Item No.          | 11677 | 18719  | 31679  | 14719  | Item No.          | 11677CVC | 33277CVC | 1877CVC |
|-------------------|-------|--------|--------|--------|-------------------|----------|----------|---------|
| Diameter          | 1/16  | 1/8    | 3/16   | 1/4    | Cable Diameter    | 1/16     | 3/32     | 1/8     |
| Type              | 7 X 7 | 7 x 19 | 7 x 19 | 7 x 19 | Finished Diameter | 3/32     | 3/16     | 3/16    |
| Breaking Strength | 480   | 2000   | 4200   | 7000   | Type              | 7 x 7    | 7 x 7    | 7 x 7   |
| Wt/1000 ft. (lbs) | 8     | 29     | 65     | 110    | Wt/1000ft. (lbs)  | 12       | 28       | 44      |



# Cable

## Clear Vinyl Coated Galvanized Aircraft Cable


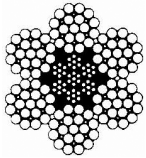
## Nylon Coated Galvanized Aircraft Cable



| Item No.          | 31679CVC | 14719CVC | 516719CVC | Item No.          | 18719NC | 316719NC |
|-------------------|----------|----------|-----------|-------------------|---------|----------|
| Cable Diameter    | 3/16     | 1/4      | 5/16      | Cable Diameter    | 1/8     | 3/16     |
| Finished Diameter | 1/4      | 5/16     | 3/8       | Finished Diameter | 3/16    | 1/4      |
| Type              | 7 x 19   | 7 x 19   | 7 x 19    | Type              | 7 x 19  | 7 x 19   |
| Wt./1000ft. (lbs) | 88       | 135      | 224       | Wt./1000ft. (lbs) | 42      | 79       |

## Bright Steel Center Wire Rope | 6 x 19 IWRC IPS RRL



## Bright Steel Center Wire Rope | 6 x 25 IWRC IPS RRL



| Item No.              | 14619BS | 516619BS | 38619BS | Item No.              | 16625BS | 91625BS | 58625BS | 34625BS | 78625BS | 1625BS |
|-----------------------|---------|----------|---------|-----------------------|---------|---------|---------|---------|---------|--------|
| Diameter              | 1/4     | 5/16     | 3/8     | Diameter              | 1/2     | 9/16    | 5/8     | 3/4     | 7/8     | 1      |
| IPS Breaking Strength | 5800    | 9160     | 13120   | IPS Breaking Strength | 23000   | 29000   | 35800   | 51200   | 69200   | 87600  |
| Wt./100 ft (lbs)      | 12      | 18       | 26      | Wt./100 ft (lbs)      | 46      | 59      | 72      | 104     | 142     | 185    |

## Bright Steel Center Wire Rope | 6 x 26 WS IWRC IPS RRL

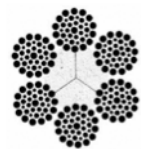
## Bright Steel Center Wire Rope | 6 X 37 IWRC IPS RRL



| Item No.              | 12626BS | 58626BS | 34626BS | Item No.              | 38637BS | 12637BS | 58637BS | 34637BS |
|-----------------------|---------|---------|---------|-----------------------|---------|---------|---------|---------|
| Diameter              | 1/2     | 5/8     | 3/4     | Diameter              | 3/8     | 1/2     | 5/8     | 3/4     |
| IPS Breaking Strength | 2300    | 35800   | 21200   | IPS Breaking Strength | 13120   | 23000   | 35800   | 51200   |
| Wt./100 ft (lbs)      | 46      | 42      | 104     | Wt./100 ft (lbs)      | 26      | 46      | 72      | 104     |


## Bright Fiber Core Wire Rope | 6 X 19 FC IPS RRL

## Bright Fiber Core Wire Rope | 6 X 25 FC IPS RRL



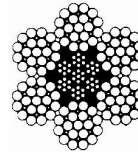
| Item No.              | 316619BF | 14619BF | 516619BF | 38619BF | Item No.              | 23625BF | 58625BK | 34625BF |
|-----------------------|----------|---------|----------|---------|-----------------------|---------|---------|---------|
| Diameter              | 3/16     | 1/4     | 5/16     | 3/8     | Diameter              | 1/2     | 5/8     | 3/4     |
| IPS Breaking Strength | 3180     | 5480    | 8520     | 12200   | IPS Breaking Strength | 21400   | 333400  | 47600   |
| Wt./100 ft (lbs)      | 6        | 11      | 16       | 24      | Wt./100 ft (lbs)      | 42      | 66      | 95      |

## Bright Fiber Core Wire Rope | 6 X 37 FC IPS RRL




| Item No.              | 516637BF | 38637BF | 12637BF |
|-----------------------|----------|---------|---------|
| Diameter              | 5/16     | 3/8     | 1/2     |
| IPS Breaking Strength | 8520     | 12220   | 21400   |
| Wt./100 ft (lbs)      | 16       | 24      | 42      |

## Galvanized Wire Rope | 6 x 19 Class IWRC (IPS) RRL




| Item No.              | 12619G | 58619G | 34619G |
|-----------------------|--------|--------|--------|
| Diameter              | 1/2    | 5/8    | 3/4    |
| IPS Breaking Strength | 20700  | 32200  | 46000  |
| Wt./100 ft (lbs)      | 46     | 72     | 104    |

## 19 X 7 Rotation Resistant Bright Wire Rope



| Item No.              | 38197RR | 12197RR | 58197RR | 34197RR |
|-----------------------|---------|---------|---------|---------|
| Diameter              | 3/8     | 1/2     | 5/8     | 3/4     |
| IPS Breaking Strength | 11180   | 19700   | 30600   | 43600   |
| Wt./100 ft (lbs)      | 25      | 45      | 72      | 102     |



## Stainless Steel Wire Rope Type 304 | 6 x 25 IWRC



| Item No.              | 12625SS | 58625SS | 34625SS |
|-----------------------|---------|---------|---------|
| Diameter              | 1/2     | 5/8     | 3/4     |
| IPS Breaking Strength | 22800   | 35000   | 49600   |
| Wt./100 ft (lbs)      | 46      | 72      | 104     |

# Chain

| Zinc Plated Sash Chain<br>#35 x 100 ft. EG | Zinc Plated Sash Chain<br>#8 x 500 ft. EG | Zinc Plated Straight Link Chain<br>2/0 x 125 ft. Coil | Zinc Plated Straight Link Chain<br>#4 x 100 ft. Machine |
|--|---|---|---|
|--|---|---|---|




| Item No.    | SC35100 | Item No.    | SC8500 | Item No.    | SCL20125 | Item No.    | SLC4100 |
|-------------|---------|-------------|--------|-------------|----------|-------------|---------|
| WLL (lbs)   | 105     | WLL (lbs)   | 75     | WLL (lbs)   | 520      | WLL (lbs)   | 215     |
| Packing     | Reel    | Packing     | Ctn    | Packing     | Reel     | Packing     | Ctn     |
| Wt (lbs)/Ea | 5.5     | Wt (lbs)/Ea | 2      | Wt (lbs)/Ea | 37       | Wt (lbs)/Ea | 12      |

| Zinc Plated Single Jack Chain | No 16 x 125 ft. | No 12 x 250 ft. | No 10 x 250 ft. | No 8 x 250 ft. | No 6 x 250 ft. |
|-------------------------------|-----------------|-----------------|-----------------|----------------|----------------|
|-------------------------------|-----------------|-----------------|-----------------|----------------|----------------|




| Item No.    | SJ16250 | Item No.    | SJ12250 | Item No.    | SJ10250 | Item No.    | SJ8250 | Item No.    | SJ6250 |
|-------------|---------|-------------|---------|-------------|---------|-------------|--------|-------------|--------|
| WLL (lbs)   | 11      | WLL (lbs)   | 29      | WLL (lbs)   | 47      | WLL (lbs)   | 60     | WLL (lbs)   | 95     |
| Packing     | Reel    | Packing     | Reel    | Packing     | Reel    | Packing     | Reel   | Packing     | Ctn    |
| Wt (lbs)/Ea | 8       | Wt (lbs)/Ea | 24      | Wt (lbs)/Ea | 35      | Wt (lbs)/Ea | 50     | Wt (lbs)/Ea | 65     |

| Stainless Steel Chain   | Passing link Chain Zinc plated  | Stainless Steel Chain   |
|---|---|---|
| Never exceed Working Load Limit of chain. Use only Grade 80 alloy chain for overhead lifting. | 4/0 x 100 ft. Never exceed Working Load Limit of chain. Use only Grade 80 alloy chain for overhead lifting. | Never exceed Working Load Limit of chain. Use only Grade 80 alloy chain for overhead lifting. |



| Item No.     | SSPC18 | SSPC316 | SSPC14 | Item No.    | EGPL4/0X100 | Item No.     | SSPC516 | SSPC38 | SSPC12 |
|--------------|--------|---------|--------|-------------|-------------|--------------|---------|--------|--------|
| Type         | 316    | 317     | 318    | WLL (lbs)   | 620         | Type         | 319     | 320    | 321    |
| Trade Size   | 1/8    | 3/16    | 1/4    | Packing     | 43.00       | Trade Size   | 5/16    | 3/8    | 1/2    |
| WLL (lbs)    | 375    | 750     | 1,250  | Wt (lbs)/Ea | Carton      | WLL (lbs)    | 1,900   | 2,650  | 4,500  |
| Ft/Full Drum | 1,000  | 1,000   | 400    |             |             | Ft/Full Drum | 275     | 200    | 200    |
| Wt/Ft (lbs)  | 0.22   | 0.45    | 0.78   |             |             | Wt/Ft (lbs)  | 0.97    | 1.67   | 2.25   |

| Double Link Chain Zinc Plated | Available in Stainless Steel |
|-------------------------------|------------------------------|
|-------------------------------|------------------------------|



| Item No.     | EGDL 3X200 | EGDL 2X200 | EGDL 1 100 | EGDL 2/0X175 | EGDL 2/0X250 |
|--------------|------------|------------|------------|--------------|--------------|
| WLL (lbs)    | 90         | 1,000      | 400        | 275          | 200          |
| Wt/Ft (lbs)  | 13.00      | 0.45       | 0.78       | 0.97         | 1.67         |
| Dim x Length | #3 x 200ft | 3/16       | 1/4        | 5/16         | 3/8          |
| Packaging    | Reel       | Carton     | Carton     | Reel         | Carton       |

# NACM84/90 Standard Link Chain

## Proof Coil Chain (G30)



| Nominal Size |      | Working Load Limit (Max.) |        | Proof Load (Min.) |        | Min. Breaking Load |        | Weight Per 100' |       | Inside Length (Max.) |      | Inside Width (Min.) |      | Feet/ Drum | Feet/ Pail |
|--------------|------|---------------------------|--------|-------------------|--------|--------------------|--------|-----------------|-------|----------------------|------|---------------------|------|------------|------------|
| inch         | mm   | kg                        | lb     | kn                | lb     | kn                 | lb     | kg              | lb    | mm                   | inch | mm                  | inch |            |            |
| 1/8          | 4.0  | 170                       | 375    | 3.60              | 800    | 7.1                | 1,600  | 9.0             | 19.8  | 23.9                 | 0.94 | 6.4                 | 0.25 | 2500       | 500        |
| 3/16         | 5.5  | 365                       | 800    | 7.20              | 1,600  | 14.3               | 3,200  | 18.3            | 40.3  | 24.8                 | 0.98 | 7.7                 | 0.30 | 1500       | 250        |
| 1/4          | 7.0  | 580                       | 1,300  | 11.60             | 2,600  | 23.1               | 5,200  | 30.0            | 66.1  | 31.5                 | 1.24 | 9.8                 | 0.38 | 800        | 141        |
| 5/16         | 8.0  | 860                       | 1,900  | 15.10             | 3,400  | 30.2               | 6,800  | 39.0            | 86.0  | 32.8                 | 1.29 | 11.2                | 0.44 | 550        | 92         |
| 3/8          | 10.0 | 1,200                     | 2,650  | 23.60             | 5,300  | 47.1               | 10,600 | 64.5            | 142.0 | 35.0                 | 1.38 | 14.0                | 0.55 | 400        | 63         |
| 1/2          | 13.0 | 2,030                     | 4,500  | 39.80             | 8,950  | 79.6               | 17,900 | 110             | 242.0 | 45.5                 | 1.79 | 18.2                | 0.72 | 200        |            |
| 5/8          | 16.0 | 3,130                     | 6,900  | 60.30             | 13,600 | 120.6              | 27,200 | 162             | 357.0 | 56.0                 | 2.20 | 20.0                | 0.79 | 150        |            |
| 3/4          | 20.0 | 4,800                     | 10,600 | 94.30             | 21,200 | 188.5              | 42,400 | 254             | 560.0 | 70.0                 | 2.76 | 25.0                | 0.98 | 100        |            |
| 7/8          | 22.0 | 5,810                     | 12,800 | 114.10            | 25,600 | 228.1              | 51,200 | 306             | 675.0 | 77.0                 | 3.03 | 27.5                | 1.03 | 75         |            |
| 1            | 26.0 | 8,140                     | 17,900 | 159.10            | 35,800 | 318.2              | 71,600 | 419             | 924.0 | 90.9                 | 3.58 | 31.7                | 1.25 | 50         |            |

## High Test Chain (G43)



| Nominal Size |      | Working Load Limit (Max.) |       | Proof Load (Min.) |        | Min. Breaking Load |        | Weight Per 100' |       | Inside Length (Max.) |      | Inside Width (Min.) |      | Feet/ Drum | Feet/ Pail |
|--------------|------|---------------------------|-------|-------------------|--------|--------------------|--------|-----------------|-------|----------------------|------|---------------------|------|------------|------------|
| inch         | mm   | kg                        | lb    | kn                | lb     | kn                 | lb     | kg              | lb    | mm                   | inch | mm                  | inch |            |            |
| 1/4          | 7.0  | 1,180                     | 2,600 | 16.60             | 3,750  | 33.1               | 7,500  | 30.0            | 66.1  | 31.5                 | 1.24 | 9.8                 | 0.38 | 800        | 141        |
| 5/16         | 8.0  | 1,770                     | 3,900 | 21.60             | 4,900  | 43.2               | 9,700  | 39.0            | 86.0  | 32.8                 | 1.29 | 11.2                | 0.44 | 550        | 92         |
| 3/8          | 10.0 | 2,450                     | 5,400 | 33.00             | 7,600  | 67.6               | 15,200 | 67.3            | 148.0 | 35.0                 | 1.38 | 14.0                | 0.55 | 400        | 63         |
| 1/2          | 13.0 | 4,170                     | 9,200 | 57.10             | 12,900 | 114.2              | 25,700 | 110.0           | 242.0 | 45.5                 | 1.79 | 18.2                | 0.72 | 200        |            |

## Transport Chain (G70)



| Nominal Size |      | Working Load Limit (Max.) |       | Proof Load (Min.) |        | Min. Breaking Load |        | Weight Per 100' |       | Inside Length (Max.) |      | Inside Width (Min.) |      | Feet/ Drum | Feet/ Pail |
|--------------|------|---------------------------|-------|-------------------|--------|--------------------|--------|-----------------|-------|----------------------|------|---------------------|------|------------|------------|
| inch         | mm   | kg                        | lb    | kn                | lb     | kn                 | lb     | kg              | lb    | mm                   | inch | mm                  | inch |            |            |
| 1/4          | 7.0  | 1,430                     | 3,150 | 27.00             | 6,100  | 53.9               | 12,100 | 30.0            | 66.1  | 31.5                 | 1.24 | 9.8                 | 0.38 | 800        | 141        |
| 5/16         | 8.7  | 2,130                     | 4,700 | 41.60             | 9,400  | 83.5               | 18,800 | 47.0            | 104.0 | 32.8                 | 1.29 | 11.2                | 0.44 | 550        | 92         |
| 3/8          | 10.0 | 2,990                     | 6,600 | 55.00             | 12,400 | 110.0              | 24,700 | 64.5            | 142.0 | 35.0                 | 1.38 | 14.0                | 0.55 | 400        | 63         |

# Machine Chain

## NACM90 Straight Link Machine Chain



| Trade Size |     | Material Diameter |       | Working Load |     | Min. Breaking Load |       | Inside Length |      | Inside Width |      |
|------------|-----|-------------------|-------|--------------|-----|--------------------|-------|---------------|------|--------------|------|
| No.        | mm  | mm                | inch  | kg           | lb  | kg                 | lb    | mm            | inch | mm           | inch |
| 4          | 3.0 | 3.0               | 0.120 | 98           | 215 | 390                | 860   | 14.0          | 0.55 | 5.3          | 0.21 |
| 3          | 3.4 | 3.4               | 0.135 | 122          | 270 | 490                | 1,080 | 15.0          | 0.59 | 6.1          | 0.24 |
| 2          | 3.8 | 3.8               | 0.148 | 147          | 325 | 590                | 1,300 | 15.5          | 0.61 | 6.6          | 0.26 |
| 1          | 4.1 | 4.1               | 0.162 | 177          | 390 | 708                | 1,560 | 16.0          | 0.63 | 7.1          | 0.28 |
| 1/0        | 4.5 | 4.5               | 0.177 | 211          | 465 | 844                | 1,860 | 18.8          | 0.74 | 7.9          | 0.31 |
| 2/0        | 4.9 | 4.9               | 0.192 | 247          | 545 | 989                | 2,180 | 19.8          | 0.78 | 8.6          | 0.34 |
| 3/0        | 5.3 | 5.3               | 0.207 | 288          | 635 | 1,152              | 2,540 | 21.6          | 0.85 | 9.1          | 0.36 |
| 4/0        | 5.5 | 5.5               | 0.218 | 318          | 700 | 1,270              | 2,800 | 25.1          | 0.99 | 9.6          | 0.38 |
| 5/0        | 6.4 | 6.4               | 0.250 | 420          | 925 | 1,678              | 3,700 | 27.2          | 1.07 | 11.2         | 0.44 |

## NACM90 Twist Link Machine Chain



| Trade Size |     | Material Diameter |       | Working Load |     | Min. Breaking Load |       | Inside Length |      | Inside Width |      |
|------------|-----|-------------------|-------|--------------|-----|--------------------|-------|---------------|------|--------------|------|
| No.        | mm  | mm                | inch  | kg           | lb  | kg                 | lb    | mm            | inch | mm           | inch |
| 4          | 3.0 | 3.0               | 0.120 | 93           | 205 | 372                | 820   | 13.1          | 0.52 | 4.3          | 0.17 |
| 3          | 3.4 | 3.4               | 0.135 | 116          | 255 | 463                | 1,020 | 14.2          | 0.56 | 5.1          | 0.20 |
| 2          | 3.8 | 3.8               | 0.148 | 141          | 310 | 562                | 1,240 | 14.7          | 0.58 | 5.3          | 0.21 |
| 1          | 4.1 | 4.1               | 0.162 | 168          | 370 | 671                | 1,480 | 15.0          | 0.59 | 6.1          | 0.24 |
| 1/0        | 4.5 | 4.5               | 0.177 | 200          | 440 | 798                | 1,760 | 17.2          | 0.68 | 6.6          | 0.26 |
| 2/0        | 4.9 | 4.9               | 0.192 | 236          | 520 | 943                | 2,080 | 18.5          | 0.73 | 7.1          | 0.28 |
| 3/0        | 5.3 | 5.3               | 0.207 | 274          | 605 | 1,098              | 2,420 | 20.3          | 0.80 | 7.9          | 0.31 |
| 4/0        | 5.5 | 5.5               | 0.218 | 304          | 670 | 1,216              | 2,680 | 22.5          | 0.89 | 8.1          | 0.32 |
| 5/0        | 6.4 | 6.4               | 0.250 | 400          | 880 | 1,597              | 3,520 | 25.3          | 1.00 | 9.4          | 0.37 |

## NACM90 Straight Link Coil Chain



| Trade Size |     | Material Diameter |       | Working Load |     | Min. Breaking Load |       | Inside Length |      | Inside Width |      |
|------------|-----|-------------------|-------|--------------|-----|--------------------|-------|---------------|------|--------------|------|
| No.        | mm  | mm                | inch  | kg           | lb  | kg                 | lb    | mm            | inch | mm           | inch |
| 4          | 3.0 | 3.0               | 0.120 | 93           | 205 | 372                | 820   | 28.1          | 1.11 | 5.32         | 0.21 |
| 3          | 3.4 | 3.4               | 0.135 | 116          | 255 | 463                | 1,020 | 29.8          | 1.17 | 6.09         | 0.24 |
| 2          | 3.8 | 3.8               | 0.148 | 140          | 310 | 562                | 1,240 | 29.9          | 1.18 | 6.59         | 0.26 |
| 1          | 4.1 | 4.1               | 0.162 | 168          | 370 | 671                | 1,480 | 31.7          | 1.25 | 7.1          | 0.28 |
| 1/0        | 4.5 | 4.5               | 0.177 | 200          | 440 | 798                | 1,760 | 31.7          | 1.25 | 7.86         | 0.31 |
| 2/0        | 4.9 | 4.9               | 0.192 | 236          | 520 | 943                | 2,080 | 31.9          | 1.26 | 8.62         | 0.34 |
| 3/0        | 5.3 | 5.3               | 0.207 | 274          | 605 | 1,098              | 2,420 | 32.9          | 1.30 | 9.13         | 0.36 |
| 4/0        | 5.5 | 5.5               | 0.218 | 304          | 670 | 1,216              | 2,680 | 35.2          | 1.39 | 9.64         | 0.38 |
| 5/0        | 6.4 | 6.4               | 0.250 | 400          | 880 | 1,597              | 3,520 | 38.5          | 1.52 | 11.2         | 0.44 |

## NACM90 Twist Link Coil Chain



| Trade Size |     | Material Diameter |       | Working Load |     | Min. Breaking Load |       | Inside Length |      | Inside Width |      |
|------------|-----|-------------------|-------|--------------|-----|--------------------|-------|---------------|------|--------------|------|
| No.        | mm  | mm                | inch  | kg           | lb  | kg                 | lb    | mm            | inch | mm           | inch |
| 4          | 3.0 | 3.0               | 0.120 | 88           | 195 | 354                | 780   | 27.6          | 1.09 | 4.56         | 0.18 |
| 3          | 3.4 | 3.4               | 0.135 | 110          | 240 | 440                | 970   | 28.9          | 1.14 | 5.32         | 0.21 |
| 2          | 3.8 | 3.8               | 0.148 | 134          | 295 | 535                | 1,180 | 29.1          | 1.15 | 5.58         | 0.22 |
| 1          | 4.1 | 4.1               | 0.162 | 160          | 350 | 637                | 1,405 | 30.9          | 1.22 | 6.34         | 0.25 |
| 1/0        | 4.5 | 4.5               | 0.177 | 188          | 415 | 758                | 1,670 | 30.9          | 1.22 | 6.85         | 0.27 |
| 2/0        | 4.9 | 4.9               | 0.192 | 225          | 495 | 896                | 1,975 | 31.4          | 1.24 | 7.36         | 0.29 |
| 3/0        | 5.3 | 5.3               | 0.207 | 260          | 575 | 1,043              | 2,300 | 31.9          | 1.26 | 8.12         | 0.32 |
| 4/0        | 5.5 | 5.5               | 0.218 | 288          | 635 | 1,154              | 2,545 | 34.0          | 1.34 | 8.32         | 0.33 |
| 5/0        | 6.4 | 6.4               | 0.250 | 380          | 835 | 1,517              | 3,345 | 37.3          | 1.47 | 9.65         | 0.38 |



# Binder Chain | Tow Chain | Load Binder

## Chains With Clevis/Eye Grab Hooks On Both Ends



| Size      | Brade/Finish              | Working Load Limit (lb) | Min. Breaking Load (lb) | Weight/Piece (kg) | Pieces/ Durm |
|-----------|---------------------------|-------------------------|-------------------------|-------------------|--------------|
| 1/4"-14'  | High Tes - SC/Yellow Chr  | 2,600                   | 7,800                   | 4.5               | 50           |
| 1/4"-16'  | High Test - SC/Yellow Chr | 2,600                   | 7,800                   | 5.0               | 40           |
| 5/16"-14' | High Test - SC/Yellow Chr | 3,900                   | 11,700                  | 7.0               | 35           |
| 5/16"-16' | High Test - SC/Yellow Chr | 3,900                   | 11,700                  | 8.0               | 30           |
| 5/16"-18' | High Test - SC/Yellow Chr | 3,900                   | 11,700                  | 9.0               | 30           |
| 5/16"-20' | High Test - SC/Yellow Chr | 3,900                   | 11,700                  | 9.5               | 25           |
| 5/16"-25' | High Test - SC/Yellow Chr | 3,900                   | 11,700                  | 12.0              | 20           |
| 5/16"-30' | High Test - SC/Yellow Chr | 3,900                   | 11,700                  | 14.0              | 20           |
| 3/8"-14'  | High Test - SC/Yellow Chr | 5,400                   | 16,200                  | 10.0              | 25           |
| 3/8"-16'  | High Test - SC/Yellow Chr | 5,400                   | 16,200                  | 11.5              | 25           |
| 3/8"-20'  | High Test - SC/Yellow Chr | 5,400                   | 16,200                  | 13.5              | 20           |
| 3/8"-25'  | High Test - SC/Yellow Chr | 5,400                   | 16,200                  | 17.5              | 15           |
| 1/4"-14'  | Grade70 - Yellow Chr      | 3,150                   | 12,600                  | 4.0               | 50           |
| 1/4"-16'  | Grade70 - Yellow Chr      | 3,150                   | 12,600                  | 5.0               | 40           |
| 5/16"-14' | Grade70 - Yellow Chr      | 4,700                   | 18,800                  | 7.0               | 35           |
| 5/16"-16' | Grade70 - Yellow Chr      | 4,700                   | 18,800                  | 8.0               | 30           |
| 5/16"-18' | Grade70 - Yellow Chr      | 4,700                   | 18,800                  | 9.0               | 30           |
| 5/16"-20' | Grade70 - Yellow Chr      | 4,700                   | 18,800                  | 10.0              | 25           |
| 5/16"-25' | Grade70 - Yellow Chr      | 4,700                   | 18,800                  | 12.0              | 20           |
| 5/16"-30' | Grade70 - Yellow Chr      | 4,700                   | 18,800                  | 14.5              | 20           |
| 3/8"-14'  | Grade70 - Yellow Chr      | 6,600                   | 26,400                  | 10.0              | 25           |
| 3/8"-16'  | Grade70 - Yellow Chr      | 6,600                   | 26,400                  | 11.5              | 20           |
| 3/8"-20'  | Grade70 - Yellow Chr      | 6,600                   | 26,400                  | 14.5              | 20           |
| 3/8"-25'  | Grade70 - Yellow Chr      | 6,600                   | 26,400                  | 18.0              | 15           |

## Standard Lever Type Load Binder

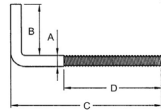
| Min-Max Chain Size (in.) | Working Load Limit (lbs.) | Proof Load (lbs.) | Minimum Ultimate Strength (lbs) | Weight Each (lbs.) | Handle Length (in.) | Dimensions (in.) |       |       |       |       |       |      |
|--------------------------|---------------------------|-------------------|---------------------------------|--------------------|---------------------|------------------|-------|-------|-------|-------|-------|------|
|                          |                           |                   |                                 |                    |                     | A                | B     | C     | D     | E     | F     | G    |
| 1/4-5/16                 | 2200                      | 4400              | 7800                            | 3.52               | 11.57               | 18.11            | 17.32 | 14.17 | 11.18 | 8.46  | 6.30  | 0.35 |
| 5/16-3/8                 | 5400                      | 10800             | 19000                           | 7.80               | 16.00               | 24.13            | 22.13 | 17.88 | 16.00 | 10.38 | 10.38 | 0.47 |
| 3/8-1/2                  | 9200                      | 18400             | 33000                           | 12.15              | 18.50               | 27.81            | 25.75 | 21.25 | 18.69 | 12.00 | 12.00 | 0.63 |
| 1/2-5/8                  | 13000                     | 26000             | 46000                           | 18.70              | 21.00               | 31.25            | 29.75 | 25.00 | 21.00 | 14.63 | 13.75 | 0.72 |

## Ratchet Type Load Binder

| Min-Max Chain Size (in.) | Working Load Limit (lbs.) | Proof Load (lbs.) | Minimum Ultimate Strength (lbs) | Weight Each (lbs.) | Handle Length (in.) | Barrel Length (in.) | Take up (in.) | Handle Length (in.) | Dimensions (in.) |      |       |       |       |       |      |
|--------------------------|---------------------------|-------------------|---------------------------------|--------------------|---------------------|---------------------|---------------|---------------------|------------------|------|-------|-------|-------|-------|------|
|                          |                           |                   |                                 |                    |                     |                     |               |                     | A                | B    | C     | D     | E     | F     | G    |
| 1/4-5/16                 | 2200                      | 4400              | 7800                            | 3.52               | 7.16                | 6.30                | 4.65          | 7.16                | 0.89             | 1.77 | 17.40 | 22.04 | 19.20 | 23.84 | 0.35 |
| 5/16-3/8                 | 5400                      | 10800             | 19000                           | 10.50              | 13.42               | 9.92                | 8.00          | 13.92               | 1.30             | 2.60 | 23.78 | 31.78 | 26.14 | 32.14 | 0.47 |
| 3/8-1/2                  | 9200                      | 18400             | 33000                           | 12.20              | 13.92               | 9.92                | 8.00          | 13.92               | 1.30             | 2.60 | 23.82 | 31.82 | 26.93 | 34.93 | 0.63 |
| 1/2-5/8                  | 13000                     | 26000             | 46000                           | 14.38              | 13.92               | 9.92                | 8.00          | 13.92               | 1.30             | 2.60 | 25.90 | 33.90 | 29.57 | 34.57 | 0.72 |
| 5/16-3/8                 | 6600                      | 13200             | 26000                           | 11.00              | 13.42               | 9.92                | 8.00          | 13.92               | 1.30             | 2.60 | 23.78 | 31.78 | 26.14 | 34.14 | 0.47 |

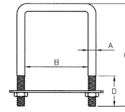
# Hooks | U Bolts | C + O Screws

## Plain Square Hooks Steel, Zinc Plated (ZP)



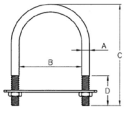
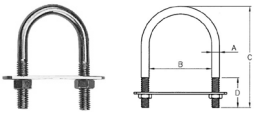
| Item No. | Size (mm) | Dimensions (mm) |      |      |      |
|----------|-----------|-----------------|------|------|------|
|          |           | A               | B    | C    | D    |
| 31-34021 | M4 x 21   | 3.45            | 10.0 | 21.0 | 12.0 |
| 31-34041 | M4 x 40   | 3.45            | 10.0 | 41.0 | 27.0 |
| 31-34051 | M4 x 50   | 3.45            | 10.0 | 51.0 | 27.0 |
| 31-44051 | M5 x 50   | 4.4             | 12.0 | 51.0 | 34.0 |
| 31-52051 | M6 x 50   | 5.25            | 14.0 | 51.0 | 34.0 |
| 31-52060 | M6 x 60   | 5.25            | 14.0 | 60.0 | 40.0 |
| 31-70060 | M8 x 80   | 7.0             | 18.0 | 60.0 | 40.0 |

## U Bolts Steel, Zinc Plated (ZP)



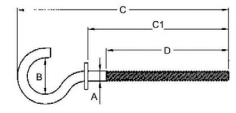
| Item No. | Size (inch)         | Dimensions (mm) |       |       |      |
|----------|---------------------|-----------------|-------|-------|------|
|          |                     | A               | B     | C     | D    |
| 39-69076 | 5/16 x 3 (533)      | 6.9             | 51.0  | 76.0  | 38.0 |
| 39-69127 | 5/16 x 5 (535)      | 6.9             | 51.0  | 127.0 | 76.0 |
| 39-69178 | 5/16 x 7 (537)      | 6.9             | 51.0  | 178.0 | 95.0 |
| 39-83076 | 3/8 x 3 (673)       | 8.3             | 102.0 | 76.0  | 38.0 |
| 39-83127 | 3/8 x 5 (675)       | 8.3             | 102.0 | 127.0 | 76.0 |
| 39-83177 | 3/8 x 6 15/16 (677) | 8.3             | 102.0 | 177.0 | 95.0 |
| 39-83178 | 3/8 x 7 (657)       | 8.3             | 76.0  | 178.0 | 95.0 |

## U Bolts Steel, Zinc Plated (ZP)



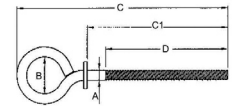
| Item No. | Size (inch)          | Dimensions (mm) |      |       |      |
|----------|----------------------|-----------------|------|-------|------|
|          |                      | A               | B    | C     | D    |
| 15-54035 | 1/4 x 1 3/8 (301)    | 5.4             | 14.0 | 35.0  | 19.0 |
| 15-54044 | 1/4 x 1 3/4 (304)    | 5.4             | 25.0 | 44.0  | 25.0 |
| 15-54051 | 1/4 x 2 (308)        | 5.4             | 28.0 | 51.0  | 32.0 |
| 15-54070 | 1/4 x 2 3/4 (379)    | 5.4             | 19.0 | 70.0  | 51.0 |
| 15-54071 | 1/4 x 2 15/16 (309)  | 5.4             | 35.0 | 71.0  | 45.0 |
| 15-54088 | 1/4 x 3 7/16 (310)   | 5.4             | 51.0 | 88.0  | 45.0 |
| 15-54089 | 1/4 x 3 1/2 (380)    | 5.4             | 28.0 | 89.0  | 70.0 |
| 15-69064 | 5/16 x 2 1/2 (320)   | 6.9             | 35.0 | 64.0  | 31.0 |
| 15-69076 | 5/16 x 3 (322)       | 6.9             | 44.0 | 76.0  | 38.0 |
| 15-69077 | 5/16 x 3 1/16 (324)  | 6.9             | 51.0 | 77.0  | 38.0 |
| 15-69089 | 5/16 x 3 1/2 (327)   | 6.9             | 64.0 | 89.0  | 38.0 |
| 15-69093 | 5/16 x 3 11/16 (381) | 6.9             | 35.0 | 98.0  | 61.0 |
| 15-69094 | 5/16 x 3 11/16 (385) | 6.9             | 51.0 | 94.0  | 51.0 |
| 15-69106 | 5/16 x 4 1/16 (388)  | 6.9             | 64.0 | 106.0 | 57.0 |
| 15-69107 | 5/16 x 4 1/16 (383)  | 6.9             | 44.0 | 107.0 | 64.0 |
| 15-69119 | 5/16 x 4 11/16 (386) | 6.9             | 51.0 | 119.0 | 70.0 |
| 15-69132 | 5/16 x 5 1/16 (389)  | 6.9             | 64.0 | 132.0 | 76.0 |
| 15-83092 | 3/8 x 3 5/8 (330)    | 8.3             | 64.0 | 92.0  | 44.0 |
| 15-83105 | 3/8 x 4 1/8 (332)    | 8.3             | 76.0 | 105.0 | 44.0 |
| 15-83118 | 3/8 x 4 5/8 (334)    | 8.3             | 89.0 | 118.0 | 51.0 |

## 'C' SCREWS Steel, Zinc Plated (ZP)



| Item No. | Size (inch)   | Dimensions (mm) |      |      |    |      |
|----------|---------------|-----------------|------|------|----|------|
|          |               | A               | B    | C    | C1 | D    |
| 70-34051 | M4 x 25 (301) | 3.4             | 11.0 | 51.0 | 25 | 23.0 |
| 70-34061 | M4 x 35 (304) | 3.4             | 11.0 | 61.0 | 35 | 33.0 |
| 70-34066 | M4 x 40 (308) | 3.4             | 11.0 | 66.0 | 40 | 38.0 |
| 70-43067 | M5 x 40 (379) | 4.35            | 11.0 | 67.0 | 40 | 38.0 |
| 70-43077 | M5 x 50 (309) | 4.35            | 11.0 | 77.0 | 50 | 48.0 |
| 70-43087 | M5 x 60 (310) | 4.35            | 11.0 | 87.0 | 60 | 58.0 |
| 70-52071 | M6 x 40 (380) | 5.2             | 14.0 | 71.0 | 40 | 38.0 |
| 70-52081 | M6 x 50 (320) | 5.2             | 14.0 | 81.0 | 50 | 48.0 |
| 70-52091 | M6 x 60 (322) | 5.2             | 14.0 | 91.0 | 60 | 58.0 |

## 'O' SCREWS | Steel Zinc Plated (ZP)

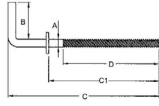


| Item No. | Size (inch)   | Dimensions (mm) |      |      |    |      |
|----------|---------------|-----------------|------|------|----|------|
|          |               | A               | B    | C    | C1 | D    |
| 71-34061 | M4 x 35 (304) | 3.4             | 11.0 | 61.0 | 35 | 33.0 |
| 71-34066 | M4 x 40 (308) | 3.4             | 11.0 | 66.0 | 40 | 38.0 |
| 71-43067 | M5 x 40 (379) | 4.35            | 11.0 | 67.0 | 40 | 38.0 |
| 71-43077 | M5 x 50 (309) | 4.35            | 11.0 | 77.0 | 51 | 48.0 |
| 71-43087 | M5 x 60 (310) | 4.35            | 11.0 | 87.0 | 60 | 58.0 |
| 71-52071 | M6 x 40 (380) | 5.2             | 14.0 | 71.0 | 40 | 38.0 |
| 71-52081 | M6 x 50 (320) | 5.2             | 14.0 | 81.0 | 50 | 48.0 |
| 71-52091 | M6 x 60 (322) | 5.2             | 14.0 | 91.0 | 61 | 58.0 |

# L Screws | Screw Eyes

## 'L'SCREWS

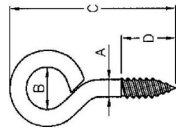
Steel, Zinc Plated(ZP)



| Item No. | Size (inch) | Dimensions (mm) |      |      |    |      |
|----------|-------------|-----------------|------|------|----|------|
|          |             | A               | B    | C    | C1 | D    |
| 72-34047 | M4 x 35     | 3.4             | 10.6 | 47.0 | 35 | 33.0 |
| 72-34067 | M4 x 55     | 3.4             | 10.6 | 67.0 | 55 | 53.0 |
| 72-43058 | M5 x 40     | 4.35            | 13.6 | 58.0 | 40 | 38.0 |
| 72-43078 | M5 x 60     | 4.35            | 13.6 | 78.0 | 60 | 58.0 |
| 72-52058 | M6 x 40     | 5.2             | 14.8 | 58.0 | 40 | 38.0 |
| 72-52078 | M6 x 60     | 5.2             | 14.8 | 78.0 | 60 | 58.0 |

## SCREW EYES

Steel, Brass, Zinc Plated(ZP), Yellow Zinc Plated(YZP), Nickel Plated(NP), Brass Plated(BP), Antique Brass Plated(ABP), Epoxy, Painted(PNTT), PVC

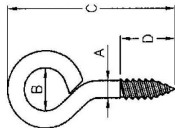


| Item No. | Size (mm)            | Finish                     | Dimensions (mm) |     |      |      |
|----------|----------------------|----------------------------|-----------------|-----|------|------|
|          |                      |                            | A               | B   | C    | D    |
| 10-12011 | 1.2 x 11 (W217-1/2") | ZP, YZP, NP, BP            | 1.2             | 3.0 | 11.0 | 5.0  |
| 10-16010 | 1.6 x 10             | ZP                         | 1.6             | 3.0 | 10.0 | 4.0  |
| 10-16013 | 1.6 x 13 (W216-1/2") | ZP, NP, BP                 | 1.6             | 3.5 | 13.0 | 6.0  |
| 10-16014 | 1.6 x 14             | BP                         | 1.6             | 4.0 | 14.0 | 6.0  |
| 10-16016 | 1.6 x 16 (W216)      | ZP, YZP, NP, BP, ABP       | 1.6             | 4.0 | 16.0 | 7.0  |
| 10-18014 | 1.8 x 14 (W215-1/2") | ZP, NP, BP                 | 1.85            | 4.0 | 14.0 | 6.0  |
| 10-18017 | 1.8 x 17             | ZP, NP, BP                 | 1.85            | 4.0 | 17.0 | 6.0  |
| 10-18018 | 1.8 x 18             | ZP, YZP, NP, BP            | 1.85            | 5.0 | 18.0 | 7.0  |
| 10-18021 | 1.8 x 21             | ZP, YZP, NP, BP            | 1.85            | 6.4 | 21.0 | 7.0  |
| 10-18022 | 1.8 x 22             | ZP, YZP, BP                | 1.85            | 5.0 | 21.0 | 6.0  |
| 10-18024 | 1.8 x 24             | NP                         | 1.85            | 6.4 | 24.0 | 8.0  |
| 10-20016 | 2.0 x 16 (W214-1/2") | ZP, NP, BP                 | 2.0             | 4.0 | 16.0 | 6.0  |
| 10-20020 | 2.0 x 20             | ZP, NP, BP, ABP            | 2.0             | 6.0 | 20.0 | 8.0  |
| 10-20021 | 2.0 x 21 (W214)      | ZP, NP, BP, EPOXY          | 2.0             | 4.0 | 21.0 | 10.0 |
| 10-20023 | 2.0 x 23 (W114)      | ZP, YZP, NP, BP            | 2.0             | 7.0 | 23.0 | 8.0  |
| 10-20027 | 2.0 x 27 (W14)       | ZP, YZP, NP, BP            | 2.0             | 9.0 | 27.0 | 10.0 |
| 10-22#16 | 2.2 x 16             | ZP, NP, BP                 | 2.2             | 4.0 | 16.5 | 6.0  |
| 10-22#18 | 2.2 x 18             | ZP, NP, BP                 | 2.2             | 4.0 | 18.5 | 6.0  |
| 10-22#20 | 2.2 x 20             | ZP, NP, BP                 | 2.2             | 4.0 | 20.5 | 8.0  |
| 10-22*17 | 2.2 x 17             | ZP                         | 2.2             | 5.0 | 17.8 | 5.0  |
| 10-22*19 | 2.2 x 19             | ZP                         | 2.2             | 5.0 | 19.8 | 8.0  |
| 10-22019 | 2.2 x 19 (W213-1/2") | ZP, NP, BP, PNTT           | 2.2             | 5.0 | 19.0 | 6.0  |
| 10-22022 | 2.2 x 22             | ZP, YZP, NP, BP, ABP, PNTT | 2.2             | 7.0 | 22.0 | 8.0  |
| 10-22024 | 2.2 x 24             | ZP, NP, BP, PVC            | 2.2             | 8.0 | 24.0 | 10.0 |
| 10-25*21 | 2.5 x 21             | ZP                         | 2.5             | 6.0 | 21.2 | 8.0  |
| 10-25*23 | 2.5 x 23             | ZP                         | 2.5             | 6.0 | 23.2 | 8.0  |

# Screw Eyes

## SCREW EYES *Continued*

Steel, Brass, Zinc Plated(ZP), Yellow Zinc Plated(YZP), Nickel Plated(NP), Brass Plated(BP), Antique Brass Plated(ABP), Epoxy, Painted(PNTT), PVC



| Item No. | Size (mm)             | Finish                      | Dimensions (mm) |      |      |      |
|----------|-----------------------|-----------------------------|-----------------|------|------|------|
|          |                       |                             | A               | B    | C    | D    |
| 10-25*27 | 2.5 x 27              | ZP                          | 2.5             | 6.0  | 27.2 | 10.0 |
| 10-25020 | 2.5 x 20 (W212-1/2")  | ZP                          | 2.5             | 5.0  | 20.0 | 8.0  |
| 10-25024 | 2.5 x 24 (W212)       | ZP                          | 2.5             | 5.0  | 24.0 | 10.0 |
| 10-25026 | 2.5 x 26              | ZP                          | 2.5             | 5.0  | 26.0 | 10.0 |
| 10-25028 | 2.5 x 28              | ZP, NP, BP, ABP             | 2.5             | 8.0  | 28.0 | 10.0 |
| 10-25030 | 2.5 x 30 (W12)        | ZP, NP, BP                  | 2.5             | 10.0 | 30.0 | 10.0 |
| 10-27022 | 2.7 x 22              | ZP, YZP                     | 2.7             | 4.0  | 22.0 | 10.0 |
| 10-27025 | 2.7 x 25              | ZP, NP, BP                  | 2.7             | 8.0  | 25.0 | 6.0  |
| 10-27027 | 2.7 x 27              | ZP                          | 2.7             | 5.0  | 27.0 | 10.0 |
| 10-30*25 | 3.0 x 25              | ZP                          | 3.0             | 7.0  | 25.0 | 8.0  |
| 10-30*29 | 3.0 x 29              | ZP                          | 3.0             | 7.0  | 29.1 | 10.0 |
| 10-30*35 | 3.0 x 35              | ZP, BP, EPOXY               | 3.0             | 9.0  | 35.2 | 10.0 |
| 10-30*40 | 3.0 x 40              | ZP, EPOXY                   | 3.0             | 9.0  | 40.2 | 15.0 |
| 10-30021 | 3.0 x 21 (W211-1/2")  | ZP, NP, BP                  | 3.0             | 5.0  | 21.0 | 9.0  |
| 10-30024 | 3.0 x 24              | ZP, NP, BP                  | 3.0             | 6.0  | 24.0 | 8.0  |
| 10-30025 | 3.0 x 25              | ZP, YZP, NP, BP             | 3.0             | 6.4  | 25.0 | 12.0 |
| 10-30028 | 3.0 x 28              | ZP, NP, BP, PNTT            | 3.0             | 6.0  | 28.0 | 12.0 |
| 10-30029 | 3.0 x 29              | 3.0                         | 10.0            | 29.0 | 10.0 |      |
| 10-30030 | 3.0 x 30              | ZP, NP, BP, EPOXY           | 3.0             | 9.0  | 30.0 | 12.0 |
| 10-30032 | 3.0 x 32              | ZP, NP, BP                  | 3.0             | 6.0  | 32.0 | 12.0 |
| 10-30034 | 3.0 x 34              | ZP, NP, BP, ASP, EPOXY, PVC | 3.0             | 10.0 | 34.0 | 12.0 |
| 10-30036 | 3.0 x 36              | ZP, NP, BP                  | 3.0             | 7.0  | 36.0 | 15.0 |
| 10-30040 | 3.0 x 40              | ZP, NP, BP                  | 3.0             | 11.0 | 40.0 | 15.0 |
| 10-30046 | 3.0 x 46              | BP                          | 3.0             | 18.0 | 46.0 | 12.0 |
| 10-33*34 | 3.3 x 34              | ZP                          | 3.3             | 12.0 | 34.0 | 15.0 |
| 10-33*35 | 3.3 x 35              | ZP                          | 3.3             | 9.0  | 35.9 | 12.0 |
| 10-33*40 | 3.3 x 40              | ZP                          | 3.3             | 9.0  | 40.9 | 15.0 |
| 10-33025 | 3.3 x 25 (W21 0-1/2") | ZP, NP, BP                  | 3.3             | 6.0  | 25.0 | 12.0 |
| 10-33027 | 3.3 x 27              | ZP, NP, BP                  | 3.3             | 8.0  | 27.0 | 8.0  |
| 10-33030 | 3.3 x 30 (W210)       | ZP, YZP, NP, BP             | 3.3             | 6.0  | 30.0 | 15.0 |
| 10-33031 | 3.3 x 31              | ZP, NP, BP                  | 3.3             | 8.0  | 31.0 | 10.0 |
| 10-33033 | 3.3 x 33 (W110)       | ZP                          | 3.3             | 9.0  | 33.0 | 15.0 |
| 10-33034 | 3.3 x 34              | ZP, NP, BP                  | 3.3             | 10.0 | 34.0 | 10.0 |
| 10-33035 | 3.3 x 35              | ZP, NP, BP, EPOXY           | 3.3             | 8.0  | 35.0 | 12.0 |
| 10-33037 | 3.3 x 37 (W10)        | ZP, NP, BP, EPOXY, PVC      | 3.3             | 10.0 | 37.0 | 12.0 |
| 10-33040 | 3.3 x 40              | ZP, NP, BP, ABP             | 3.3             | 12.0 | 40.0 | 15.0 |
| 10-33042 | 3.3 x 42              | ZP, NP, BP, EPOXY           | 3.3             | 10.0 | 42.0 | 15.0 |
| 10-33045 | 3.3 x 45              | ZP, NP, BP                  | 3.3             | 15.0 | 45.0 | 15.0 |
| 10-33047 | 3.3 x 47              | ZP, NP, BP                  | 3.3             | 10.0 | 47.0 | 15.0 |
| 10-33064 | 3.3 x 64              | ZP, NP, BP                  | 3.3             | 10.0 | 64.0 | 15.0 |

# Screw Eyes

## SCREW EYES *Continued*

Steel, Brass, Zinc Plated(ZP), Yellow Zinc Plated(YZP), Nickel Plated(NP), Brass Plated(BP), Antique Brass Plated(ABP), Epoxy, Painted(PNTT), PVC



| Item No. | Size (mm)            | Finish                 | Dimensions (mm) |      |      |      |
|----------|----------------------|------------------------|-----------------|------|------|------|
|          |                      |                        | A               | B    | C    | D    |
| 10-37*37 | 3.7 x 37             | ZP                     | 3.7             | 10.0 | 37.8 | 15.0 |
| 10-37*42 | 3.7 x 42             | ZP                     | 3.7             | 10.0 | 42.8 | 15.0 |
| 10-37*47 | 3.7 x 47             | ZP, PNTT               | 3.7             | 10.0 | 47.8 | 19.0 |
| 10-37039 | 3.7 x 39(W9)         | ZP, NP, BP             | 3.7             | 12.0 | 39.0 | 16.0 |
| 10-37050 | 3.7 x 50             | ZP, NP, BP             | 3.7             | 16.0 | 50.0 | 19.0 |
| 10-37057 | 3.7 x 57             | ZP, NP, BP             | 3.7             | 19.0 | 57.0 | 19.0 |
| 10-40030 | 4.0 x 30 (W208-1/2") | ZP, NP, BP             | 4.0             | 7.0  | 30.0 | 16.0 |
| 10-40035 | 4.0 x 35 (W208)      | ZP, YZP, NP, BP        | 4.0             | 7.0  | 35.0 | 16.0 |
| 10-40039 | 4.0 x 39 (W108)      | ZP, YZP, NP, BP        | 4.0             | 10.0 | 39.0 | 16.0 |
| 10-40041 | 4.0 x 41 (W8)        | ZP, YZP, NP, BP, PVC   | 4.0             | 12.0 | 41.0 | 16.0 |
| 10-40042 | 4.0 x 42             | —                      | 4.0             | 14.0 | 42.0 | 16.0 |
| 10-40043 | 4.0 x 43             | YZP                    | 4.0             | 7.0  | 43.0 | 16.0 |
| 10-40045 | 4.0 x 45             | ZP, YZP, NP, BP        | 4.0             | 12.0 | 45.0 | 16.0 |
| 10-40047 | 4.0 x 47             | ZP, NP, BP, ABP        | 4.0             | 14.0 | 47.0 | 16.0 |
| 10-40051 | 4.0 x 51             | ZP, YZP, NP, BP, PNTT  | 4.0             | 12.0 | 51.0 | 16.0 |
| 10-40052 | 4.0 x 52             | ZP, NP, BP, PNTT       | 4.0             | 14.0 | 52.0 | 16.0 |
| 10-40062 | 4.0 x 62             | ZP, YZP, NP, BP        | 4.0             | 14.0 | 62.0 | 25.0 |
| 10-40072 | 4.0 x 72             | ZP, NP, BP             | 4.0             | 14.0 | 72.0 | 25.0 |
| 10-43#76 | 4.3 x 76             | ZP                     | 4.3             | 11.0 | 76.0 | 25.0 |
| 10-43*50 | 4.3 x 50             | ZP                     | 4.3             | 12.0 | 50.9 | 19.0 |
| 10-43*55 | 4.3 x 55             | ZP, EPOXY              | 4.3             | 12.0 | 55.9 | 19.0 |
| 10-43040 | 4.3 x 40             | ZP                     | 4.3             | 8.0  | 40.0 | 16.0 |
| 10-43045 | 4.3 x 45             | ZP, NP, BP, PVC        | 4.3             | 12.0 | 45.0 | 19.0 |
| 10-43047 | 4.3 x 47             | ZP, BP, ABP            | 4.3             | 15.0 | 47.0 | 19.0 |
| 10-43055 | 4.3 x 55             | ZP, YZP, NP, BP        | 4.3             | 16.0 | 55.0 | 16.0 |
| 10-43060 | 4.3 x 60             | ZP, NP, YZP            | 4.3             | 16.0 | 60.0 | 16.0 |
| 10-43065 | 4.3 x 65             | ZP, YZP, NP, BP        | 4.3             | 16.0 | 65.0 | 22.0 |
| 10-43069 | 4.3 x 69             | ZP                     | 4.3             | 20.0 | 69.0 | 25.0 |
| 10-43076 | 4.3 x 76             | ZP, NP, BP             | 4.3             | 16.0 | 76.0 | 25.0 |
| 10-45075 | 4.5 x 75             | ZP                     | 4.5             | 10.5 | 75.0 | 25.0 |
| 10-48*53 | 4.85 x 53            | ZP                     | 4.85            | 14.0 | 53.9 | 19.0 |
| 10-48*58 | 4.85 x 58            | ZP                     | 4.85            | 14.0 | 58.9 | 19.0 |
| 10-48*63 | 4.85 x 63            | ZP, BP, EPOXY          | 4.85            | 14.0 | 63.9 | 25.0 |
| 10-48*73 | 4.85 x 73            | ZP                     | 4.85            | 14.0 | 73.9 | 32.0 |
| 10-48041 | 4.85 x 41 (W206)     | ZP, NP, BP             | 4.85            | 8.0  | 41.0 | 19.0 |
| 10-48046 | 4.85 x 46 (W106)     | ZP, YZP, NP, BP, BRASS | 4.85            | 12.0 | 46.0 | 19.0 |
| 10-48049 | 4.85 x 49 (W6)       | ZP, NP, BP, PVC        | 4.85            | 14.0 | 49.0 | 19.0 |
| 10-48050 | 4.85 x 50            | ZP                     | 4.85            | 7.0  | 50.0 | 19.0 |
| 10-48055 | 4.85 x 55            | ZP                     | 4.85            | 15.0 | 55.0 | 19.0 |

# Screw Eyes | Cup Hooks

## SCREW EYES *Continued*

Steel, Brass, Zinc Plated(ZP), Yellow Zinc Plated(YZP), Nickel Plated(NP), Brass Plated(BP), Antique Brass Plated(ABP), Epoxy, Painted(PNTT), PVC



| Item No. | Size (mm)        | Finish               | Dimensions (mm) |      |      |      |
|----------|------------------|----------------------|-----------------|------|------|------|
|          |                  |                      | A               | B    | C    | D    |
| 10-48059 | 4.85 x 59        | ZP, NP, BP, YZP, ABP | 4.85            | 16.0 | 59.0 | 25.0 |
| 10-48065 | 4.85 x 65        | ZP                   | 4.85            | 15.0 | 65.0 | 25.0 |
| 10-48075 | 4.85 x 75        | ZP                   | 4.85            | 15.0 | 75.0 | 32.0 |
| 10-52050 | 5.2 x 50         | ZP, YZP, BP          | 5.2             | 10.0 | 50.0 | 22.0 |
| 10-52081 | 5.2 x 81         | ZP                   | 5.2             | 20.0 | 81.0 | 32.0 |
| 10-60*56 | 6.0 x 56         | ZP                   | 6.0             | 14.3 | 56.0 | 19.0 |
| 10-60*68 | 6.0 x 68         | ZP, BP               | 6.0             | 16.0 | 68.0 | 25.0 |
| 10-60*78 | 6.0 x 78         | ZP, P, EPOXY         | 6.0             | 16.0 | 78.0 | 32.0 |
| 10-60*88 | 6.0 x 88         | ZP, BP               | 6.0             | 16.0 | 88.0 | 38.0 |
| 10-60049 | 6.0 x 49 (W204)  | ZP, NP, BP           | 6.0             | 8.0  | 49.0 | 22.0 |
| 10-60053 | 6.0 x 53 (W1 04) | ZP, NP, BP           | 6.0             | 13.0 | 53.0 | 22.0 |
| 10-60059 | 6.0 x 59 (W4)    | ZP, NP, BP           | 6.0             | 16.0 | 59.0 | 22.0 |
| 10-60060 | 6.0 x 60         | ZP, YZP              | 6.0             | 10.0 | 60.0 | 32.0 |
| 10-60065 | 6.0 x 65         | ZP, BP               | 6.0             | 17.0 | 65.0 | 32.0 |
| 10-60092 | 6.0 x 92         | ZP, NP, BP           | 6.0             | 20.0 | 92.0 | 38.0 |
| 10-72067 | 7.2 x 67 (W2)    | ZP, NP, BP           | 7.2             | 19.0 | 67.0 | 28.0 |
| 10-76073 | 7.3 x 73 (W0)    | ZP, NP, BP           | 7.6             | 21.0 | 73.0 | 32.0 |
| 10-92098 | 9.2 x 98 (W000)  | ZP, NP, BP           | 9.2             | 29.0 | 98.0 | 38.0 |

## CUP HOOKS

Steel, Brass, Stainless Steel, Zinc Plated(ZP), Yellow Zinc Plated(YZP), Nickel Plated(NP), Brass Plated(BP), Antique Brass Plated(ABP), Epoxy, Painted(PNT), PVC



| Item No. | Size (mm) | Finish                         | Dimensions (mm) |      |      |      |
|----------|-----------|--------------------------------|-----------------|------|------|------|
|          |           |                                | A               | B    | C    | D    |
| 01-20013 | 1/2       | ZP, YZP, NP, BP, ABP, POT, PVC | 2.0             | 6.0  | 13.0 | 7.0  |
| 01-22016 | 5/8       | ZP, YZP, NP, BP, ABP, POT, PVC | 2.2             | 8.0  | 16.0 | 10.0 |
| 01-24020 | 3/4       | ZP, YZP, NP, BP, ABP, POT, PVC | 2.4             | 10.0 | 20.0 | 11.0 |
| 01-25#22 | 7/8       | NP, ABP                        | 2.5             | 12.0 | 22.0 | 19.0 |
| 01-25022 | 7/8       | ZP, NP, BP, BZP, ABP, PNT, PVC | 2.5             | 12.0 | 22.0 | 11.0 |
| 01-25025 | 1         | ZP, NP, BP, PNT, PVC           | 2.5             | 13.0 | 25.0 | 11.0 |
| 01-25#25 | 1         | BP                             | 2.5             | 13.0 | 25.0 | 19.0 |
| 01-27025 | 1         | ZP, NP, BP, PNTT, PVC          | 2.7             | 14.0 | 25.0 | 13.0 |
| 01-30028 | 1 1/8     | ZP, NP, BP, PNT, PVC           | 3.0             | 16.0 | 28.0 | 14.0 |
| 01-30032 | 1/4       | ZP, NP, BP, BZP, ABP, PNT, PVC | 3.0             | 18.0 | 32.0 | 14.0 |
| 01-33028 | 1 1/8     | ZP, NP, BP, POT, ABP           | 3.3             | 16.0 | 28.0 | 17.0 |
| 01-33032 | 1/4       | ZP, NP, BP, ABP, PM, PVC       | 3.3             | 18.0 | 32.0 | 17.0 |
| 01-33038 | 1/2       | ZP, NP, BP, ABP, PM, PVC       | 3.3             | 21.0 | 38.0 | 17.0 |



# Cup Hooks | Square Hooks

## CUP HOOKS *Continued*

Steel, Brass, Stainless Steel, Zinc Plated(ZP), Yellow Zinc Plated(YZP), Nickel Plated(NP), Brass Plated(BP), Antique Brass Plated(ABP), Epoxy, Painted(PNT), PVC



| Item No. | Size (mm) | Finish                    | Dimensions (mm) |      |      |      |
|----------|-----------|---------------------------|-----------------|------|------|------|
|          |           |                           | A               | B    | C    | D    |
| 01-35032 | 1 1/4     | NP, ABP                   | 3.45            | 18.0 | 32.0 | 31.0 |
| 01-37035 | 1 3/8     | ZP, NP, BP, ABP, PNT      | 3.7             | 20.0 | 35.0 | 17.0 |
| 01-37045 | 1 3/4     | PVC                       | 3.7             | 25.0 | 45.0 | 20.0 |
| 01-37051 | 2         | ZP, NP, BP, ABP, PNT, PVC | 3.7             | 30.0 | 51.0 | 17.0 |
| 01-39035 | 1 3/8     | ZP, NP, BP, ABP           | 4.0             | 20.0 | 35.0 | 18.0 |
| 01-39038 | 1 1/2     | ZP, BP, ABP, PVC          | 4.0             | 21.0 | 38.0 | 18.0 |
| 01-39045 | 1 3/4     | ZP, NP, BP                | 4.0             | 26.0 | 45.0 | 22.0 |
| 01-48050 | 2         | ZP, NP, BP                | 4.8             | 30.0 | 50.0 | 23.0 |

## SQUARE HOOKS

Steel, Brass, Stainless Steel, Zinc Plated(ZP), Yellow Zinc Plated(YZP), Nickel Plated(NP), Brass Plated(BP), Antique Brass Plated(ABP), Epoxy, Painted(PNT), PVC



| Item No. | Size (mm) | Finish                         | Dimensions (mm) |      |      |      |
|----------|-----------|--------------------------------|-----------------|------|------|------|
|          |           |                                | A               | B    | C    | D    |
| 02-20010 | 3/8       | ZP, YZP, NP, BP                | 2.0             | 7.0  | 10.0 | 4.5  |
| 02-20013 | 1/2       | ZP, YZP, NP, BP, ABP           | 2.0             | 7.0  | 13.0 | 7.0  |
| 02-20016 | 5/8       | ZP, NP, BP, ABP                | 2.0             | 6.0  | 16.0 | 5.0  |
| 02-20019 | 3/4       | NP, BP                         | 2.0             | 6.0  | 19.0 | 7.0  |
| 02-22012 | 1/2       | BP                             | 2.2             | 5.8  | 12.0 | 5.5  |
| 02-22016 | 5/8       | ZP, YZP, NP, BP, ABP, PM, PVC  | 2.2             | 8.0  | 16.0 | 10.0 |
| 02-24020 | 3/4       | ZP, YZP, NP, BP, ABP, PM, PVC  | 2.4             | 10.0 | 20.0 | 11.0 |
| 02-25#22 | 7/8       | NP, ABP                        | 2.5             | 11.0 | 22.0 | 19.0 |
| 02-25022 | 7/8       | ZP, YZP, NP, BP, ABP, PNT, PVC | 2.5             | 11.0 | 22.0 | 11.0 |
| 02-25025 | 1         | ZP, YZP, NP, BP, PNT, PVC      | 2.5             | 10.0 | 25.0 | 11.0 |
| 02-27025 | 1         | ZP, NP, BP, ABP, PVC           | 2.7             | 12.0 | 25.0 | 13.0 |
| 02-30028 | 1 1/8     | ZP, NP, BP, ABP, PVC           | 3.0             | 14.0 | 28.0 | 14.0 |
| 02-30032 | 1 1/4     | ZP, NP, BP, ABP, PNT, PVC      | 3.0             | 13.0 | 32.0 | 14.0 |
| 02-33028 | 1 1/8     | ABP                            | 3.3             | 14.0 | 28.0 | 17.0 |
| 02-33032 | 1 1/4     | ZP, NP, BP, ABP                | 3.3             | 16.0 | 32.0 | 17.0 |
| 02-33038 | 1 1/2     | ZP, NP, BP, EPOXY, PVC         | 3.3             | 13.0 | 38.0 | 17.0 |
| 02-33045 | 1 3/4     | ZP, NP, BP, PVC                | 3.3             | 13.0 | 45.0 | 17.0 |
| 02-35032 | 1 1/4     | NP, ABP                        | 3.45            | 17.0 | 32.0 | 31.0 |
| 02-37035 | 1 3/8     | ZP, NP, BP, ABP, PVC           | 3.7             | 18.0 | 35.0 | 17.0 |
| 02-37051 | 2         | ZP, NP, BP, PVC                | 3.7             | 18.0 | 51.0 | 17.0 |
| 02-39035 | 1 3/8     | ZP, NP, BP                     | 4.0             | 18.0 | 35.0 | 18.0 |
| 02-39038 | 1 1/2     | ZP, NP, BP, ABP, PVC           | 4.0             | 18.0 | 38.0 | 18.0 |
| 02-39045 | 1 3/4     | ZP, NP, BP                     | 4.0             | 20.0 | 45.0 | 22.0 |
| 02-48050 | 2         | ZP, NP, BP, PVC                | 4.8             | 22.0 | 50.0 | 23.0 |

# Screw Hooks | Unshouldered Square Hooks

## SCREW HOOKS

Steel, Brass, Stainless Steel, Zinc Plated(ZP), Yellow Zinc Plated(YZP), Nickel Plated(NP), Brass Plated(BP), Antique Brass Plated(ABP), Epoxy, Painted(PNT), PVC



| Item No. | Size (Inch)    | Material     | Finish      | Dimensions (mm) |      |       |      |
|----------|----------------|--------------|-------------|-----------------|------|-------|------|
|          |                |              |             | A               | B    | C     | D    |
| 03-20033 | 1 5/16 (W814)  | STEEL, BRASS | ZP, BP      | 2.0             | 7.0  | 33.0  | 10.0 |
| 03-25042 | 1 5/8 (W812)   | STEEL, BRASS | ZP, YZP, BP | 2.5             | 8.0  | 42.0  | 12.0 |
| 03-33052 | 2 1/16—        | STEEL        | ZP          | 3.3             | 12.0 | 52.0  | 32.0 |
| 03-33053 | 2 1/16 (W810)  | STEEL, BRASS | ZP, YZP, BP | 3.3             | 10.0 | 53.0  | 15.0 |
| 03-40065 | 2 9/16 (W808)  | STEEL, BRASS | ZP, BP      | 4.0             | 13.0 | 65.0  | 16.0 |
| 03-48086 | 3 3/8 (W806)   | STEEL, BRASS | ZP, BP      | 4.85            | 20.0 | 86.0  | 32.0 |
| 03-60098 | 3 7/8 (W804)   | STEEL, BRASS | ZP, BP      | 6.0             | 20.0 | 98.0  | 32.0 |
| 03-63105 | 4 1/8 (W803)   | STEEL, BRASS | ZP, NP, BP  | 6.3             | 25.0 | 105.0 | 38.0 |
| 03-72113 | 4 7/16 (W802)  | STEEL, BRASS | ZP, NP, BP  | 7.2             | 25.0 | 113.0 | 44.0 |
| 03-72126 | 4 15/16 (W800) | STEEL        | ZP, NP, BP  | 7.6             | 26.0 | 126.0 | 51.0 |

## UNSHOULDERED SQUARE HOOKS

Steel, Brass, Stainless Steel, Zinc Plated(ZP), Yellow Zinc Plated(YZP), Nickel Plated(NP), Brass Plated(BP), Antique Brass Plated(ABP), Epoxy, Painted(PNT), PVC

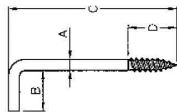


| Item No. | Size (mm)       | Finish               | Dimensions (mm) |      |      |      |
|----------|-----------------|----------------------|-----------------|------|------|------|
|          |                 |                      | A               | B    | C    | D    |
| 04-20020 | 2.0 x 20        | ZP, YZP, BP, EPOXY   | 2.0             | 8.0  | 20.0 | 8.0  |
| 04-20025 | 2.0 x 25 (W914) | ZP, YZP, NP, BP      | 2.0             | 8.0  | 25.0 | 10.0 |
| 04-25*20 | 2.5 x 20        | ZP                   | 2.5             | 8.7  | 20.0 | 10.0 |
| 04-25*25 | 2.5 x 25        | ZP                   | 2.5             | 8.7  | 25.0 | 10.0 |
| 04-25030 | 2.5 x 30        | ZP, YZP, BP, PNT     | 2.5             | 10.0 | 30.0 | 10.0 |
| 04-25035 | 2.5 x 35 (W912) | ZP, YZP, BP          | 2.5             | 10.0 | 35.0 | 10.0 |
| 04-30*35 | 3.0 x 35        | ZP, EPOXY            | 3.0             | 10.2 | 35.0 | 15.0 |
| 04-30*40 | 3.0 x 40        | ZP                   | 3.0             | 10.2 | 40.0 | 15.0 |
| 04-30025 | 3.0 x 25        | ZP, BP               | 3.0             | 10.0 | 25.0 | 10.0 |
| 04-30030 | 3.0 x 30        | ZP, NP, BP, PNT, PVC | 3.0             | 10.0 | 30.0 | 12.0 |
| 04-30035 | 3.0 x 35        | ZP, BP               | 3.0             | 12.0 | 35.0 | 12.0 |
| 04-30040 | 3.0 x 40        | ZP, YZP, BP, PNT     | 3.0             | 12.0 | 40.0 | 15.0 |
| 04-30057 | 3.0 x 57        | BP                   | 3.0             | 16.0 | 57.0 | 15.0 |
| 04-33*30 | 3.3 x 30        | ZP                   | 3.3             | 12.3 | 30.0 | 12.0 |
| 04-33*35 | 3.3 x 35        | ZP                   | 3.3             | 12.3 | 35.0 | 15.0 |
| 04-33040 | 3.3 x 40        | ZP, NP, BP, PNT      | 3.3             | 12.0 | 40.0 | 15.0 |
| 04-33046 | 3.3 x 46 (W910) | ZP, NP, BP           | 3.3             | 14.0 | 46.0 | 15.0 |
| 04-33051 | 3.3 x 51        | ZP, YZP, BP, PNT     | 3.3             | 14.0 | 51.0 | 19.0 |
| 04-33060 | 3.3 x 60        | ZP, BP               | 3.3             | 10.0 | 60.0 | 22.0 |
| 04-37*30 | 3.7 x 30        | ZP, BP               | 3.7             | 13.3 | 30.0 | 15.0 |
| 04-37*35 | 3.7 x 35        | ZP                   | 3.7             | 13.3 | 35.0 | 15.0 |

# Unshouldered Square Hooks | Cup Hooks

## UNSHOULDERED SQUARE HOOKS *Continued*

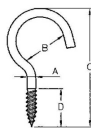
Steel, Brass, Stainless Steel, Zinc Plated(ZP), Yellow Zinc Plated(YZP), Nickel Plated(NP), Brass Plated(BP), Antique Brass Plated(ABP), Epoxy, Painted(PNT), PVC



| Item No. | Size (mm)        | Finish          | Dimensions (mm) |      |       |      |
|----------|------------------|-----------------|-----------------|------|-------|------|
|          |                  |                 | A               | B    | C     | D    |
| 04-37*40 | 3.7 x 40         | ZP              | 3.7             | 13.3 | 40.0  | 19.0 |
| 04-37*45 | 3.7 x 45         | ZP              | 3.7             | 13.3 | 45.0  | 19.0 |
| 04-37*50 | 3.7 x 50         | ZP, BP, PVC     | 3.7             | 13.3 | 50.0  | 19.0 |
| 04-37*70 | 3.7 x 70         | ZP              | 3.7             | 13.0 | 70.0  | 22.0 |
| 04-40035 | 4.0 x 35         | ZP              | 4.0             | 14.0 | 35.0  | 12.0 |
| 04-40040 | 4.0 x 40         | ZP, BP          | 4.0             | 14.0 | 40.0  | 16.0 |
| 04-40045 | 4.0 x 45         | ZP              | 4.0             | 14.0 | 45.0  | 16.0 |
| 04-40051 | 4.0 x 51         | ZP, NP, BP, PNT | 4.0             | 14.0 | 51.0  | 19.0 |
| 04-40060 | 4.0 x 60 (W908)  | ZP, NP, BP, PVC | 4.0             | 14.0 | 60.0  | 22.0 |
| 04-43*50 | 4.3 x 50         | ZP              | 4.3             | 14.3 | 50.0  | 19.0 |
| 04-43*60 | 4.3 x 60         | ZP, BP          | 4.3             | 14.3 | 60.0  | 21.0 |
| 04-43070 | 4.3 x 70         | ZP, BP          | 4.3             | 18.0 | 70.0  | 32.0 |
| 04-43080 | 4.3 x 80         | ZP, BP          | 4.3             | 18.0 | 80.0  | 32.0 |
| 04-48*70 | 4.85 x 70 (W906) | ZP              | 4.85            | 17.4 | 70.0  | 25.0 |
| 04-48050 | 4.85 x 50        | ZP              | 4.85            | 18.0 | 50.0  | 25.0 |
| 04-48060 | 4.85 x 60        | ZP, BP          | 4.85            | 18.0 | 60.0  | 25.0 |
| 04-48080 | 4.85 x 80        | ZP, EPOXY       | 4.85            | 18.0 | 80.0  | 25.0 |
| 04-48102 | 4.85 x 102       | ZP, BP          | 4.85            | 18.0 | 102.0 | 38.0 |
| 04-60*80 | 6.0 x 80 (W904)  | ZP              | 6.0             | 20.0 | 80.0  | 32.0 |
| 04-60060 | 6.0 x 60         | ZP              | 6.0             | 21.0 | 60.0  | 25.0 |
| 04-60070 | 6.0 x 70         | ZP              | 6.0             | 20.0 | 70.0  | 25.0 |
| 04-60A00 | 6.0 x 100        | ZP              | 6.0             | 20.0 | 100.0 | 32.0 |

## UNSHOULDERED CUP HOOKS

Steel, Brass, Stainless Steel, Zinc Plated(ZP), Yellow Zinc Plated(YZP), Nickel Plated(NP), Brass Plated(BP), Antique Brass Plated(ABP), Epoxy, Painted(PNT), PVC



| Item No. | Size (mm) | Finish          | Dimensions (mm) |     |      |      |
|----------|-----------|-----------------|-----------------|-----|------|------|
|          |           |                 | A               | B   | C    | D    |
| 16-16010 | 1.6 x 10  | ZP, BP          | 1.6             | 3.0 | 10.0 | 4.0  |
| 16-16016 | 1.6 x 1.6 | ZP, YZP, NP, BP | 1.6             | 4.0 | 16.0 | 7.0  |
| 16-18017 | 1.8 x 17  | ZP, NP, BP      | 1.85            | 5.0 | 17.0 | 7.0  |
| 16-18021 | 1.8 x 21  | ZP, NP, BP      | 1.85            | 6.4 | 21.0 | 7.0  |
| 16-20020 | 2.0 x 2.0 | ZP, NP, BP      | 2.0             | 6.0 | 20.0 | 8.0  |
| 16-20023 | 2.0 x 2.3 | ZP, NP, BP, CP  | 2.0             | 7.0 | 23.0 | 8.0  |
| 16-22*19 | 2.2 x 19  | ZP, EPOXY       | 2.2             | 5.0 | 19.9 | 8.0  |
| 16-22020 | 2.2 x 20  | ZP, BP, PNT     | 2.2             | 6.0 | 20.0 | 6.0  |
| 16-22024 | 2.2 x 24  | ZP, NP, BP, PVC | 2.2             | 8.0 | 24.0 | 10.0 |
| 16-25*21 | 2.5 x 21  | ZP              | 2.5             | 6.0 | 21.3 | 8.0  |

# Unshouldered Cup Hooks

## UNSHOULDERED CUP HOOKS *Continued*

Steel, Brass, Stainless Steel, Zinc Plated(ZP), Yellow Zinc Plated(YZP), Nickel Plated(NP), Brass Plated(BP), Antique Brass Plated(ABP), Epoxy, Painted(PNT), PVC



| Item No. | Size (mm) | Finish                      | Dimensions (mm) |      |       |      |
|----------|-----------|-----------------------------|-----------------|------|-------|------|
|          |           |                             | A               | B    | C     | D    |
| 16-25023 | 2.5 x 23  | ZP                          | 2.5             | 8.0  | 23.0  | 8.0  |
| 16-25025 | 2.5 x 25  | ZP, NP, BP, PNY, PVC        | 2.5             | 8.0  | 25.0  | 8.0  |
| 16-25029 | 2.5 x 29  | ZP                          | 2.5             | 8.0  | 29.0  | 8.0  |
| 16-25030 | 2.5 x 30  | ZP, NP, BP, PNT             | 2.5             | 10.0 | 30.0  | 10.0 |
| 16-27028 | 2.7 x 28  | ZP, BP, PNT                 | 2.7             | 10.0 | 28.0  | 10.0 |
| 16-27045 | 2.7 x 45  | ZP, BP                      | 2.7             | 14.0 | 45.0  | 12.0 |
| 16-30*31 | 3.0 x 31  | ZP                          | 3.0             | 9.0  | 31.2  | 10.0 |
| 16-30*38 | 3.0 x 38  | ZP, YZP, NP, BP, PVC, EPOXY | 3.0             | 12.0 | 38.7  | 10.0 |
| 16-30030 | 3.0 x 30  | ZP, NP, BP, PNT, PVC        | 3.0             | 11.0 | 30.0  | 10.0 |
| 16-30035 | 3.0 x 35  | ZP, YZP, BP, PNT            | 3.0             | 12.0 | 35.0  | 12.0 |
| 16-30039 | 3.0 x 39  | ZP, BP                      | 3.0             | 15.0 | 39.0  | 12.0 |
| 16-30045 | 3.0 x 45  | ZP, BP, EPOXY               | 3.0             | 12.0 | 45.0  | 12.0 |
| 16-33*39 | 3.3 x 39  | ZP, NP, BP, EPOXY           | 3.3             | 12.0 | 39.4  | 15.0 |
| 16-33*44 | 3.3 x 44  | ZP                          | 3.3             | 12.0 | 44.4  | 15.0 |
| 16-33*54 | 3.3 x 54  | ZP                          | 3.3             | 17.0 | 54.4  | 15.0 |
| 16-33045 | 3.3 x 45  | ZP, NP, BP, PNT             | 3.3             | 19.0 | 45.0  | 16.0 |
| 16-33050 | 3.3 x 50  | ZP, YZP, NP, BP, PNT, PVC   | 3.3             | 16.0 | 50.0  | 19.0 |
| 16-33051 | 3.3 x 51  | ZP, NP, BP, PNT             | 3.3             | 19.0 | 51.0  | 19.0 |
| 16-33060 | 3.3 x 60  | ZP, NP, BP, PNT, PVC        | 3.3             | 16.0 | 60.0  | 19.0 |
| 16-33061 | 3.3 x 61  | ZP, BP, EPOXY               | 3.3             | 22.0 | 61.0  | 19.0 |
| 16-33070 | 3.3 x 70  | ZP, NP, BP                  | 3.3             | 16.0 | 70.0  | 19.0 |
| 16-37*47 | 3.7 x 47  | ZP, EPOXY                   | 3.7             | 14.0 | 47.3  | 15.0 |
| 16-37*55 | 3.7 x 55  | ZP, NP, BP, PNT             | 3.7             | 17.0 | 55.3  | 19.0 |
| 16-37*60 | 3.7 x 60  | ZP                          | 3.7             | 17.0 | 60.3  | 19.0 |
| 16-37051 | 3.7 x 51  | ZP, YZP, NP, BP, PNT, PVC   | 3.7             | 17.0 | 51.0  | 19.0 |
| 16-40048 | 4.0 x 48  | ZP                          | 4.0             | 15.0 | 48.0  | 15.0 |
| 16-40055 | 4.0 x 55  | ZP, BP, EPOXY               | 4.0             | 18.0 | 55.0  | 19.0 |
| 16-40060 | 4.0 x 60  | ZP, YZP, BP, PNT            | 4.0             | 18.0 | 60.0  | 19.0 |
| 1640080  | 4.0 x 80  | ZP, NP, BP                  | 4.0             | 16.0 | 80.0  | 19.0 |
| 16-43*63 | 4.3 x 63  | ZP, BP, EPOXY               | 4.3             | 20.0 | 63.4  | 19.0 |
| 16-43040 | 4.3 x 40  | —                           | 4.3             | 14.0 | 40.0  | 16.0 |
| 16-43051 | 4.3 x 51  | ZP, BP, PNT                 | 4.3             | 19.0 | 51.0  | 19.0 |
| 16-43059 | 4.3 x 59  | ZP, EPOXY                   | 4.3             | 20.0 | 59.0  | 19.0 |
| 16-43060 | 4.3 x 60  | ZP                          | 4.3             | 16.0 | 60.0  | 19.0 |
| 16-43090 | 4.3 x 90  | ZP                          | 4.3             | 20.0 | 90.0  | 25.0 |
| 16-43102 | 4.3 x 102 | ZP, BP                      | 4.3             | 20.0 | 102.0 | 25.0 |
| 16-43148 | 4.3 x 148 | ZP                          | 4.3             | 20.0 | 148.0 | 30.0 |
| 16-43152 | 4.3 x 152 | ZP                          | 4.3             | 20.0 | 152.0 | 25.0 |

# Cup Hook | Gate Hook & Eye

## BRASS CUP HOOK

## SAFETY GATE HOOK & EYE

Steel, Zinc Plated(ZP)



| Item No. | Size (mm) | Dimensions (mm) |      |      |      |
|----------|-----------|-----------------|------|------|------|
|          |           | A               | C    | C1   | D    |
| 54-20013 | 1/2       | 2.0             | 5.0  | 13.0 | 6.0  |
| 54-20016 | 5/8       | 2.0             | 7.0  | 16.0 | 7.0  |
| 54-24019 | 3/4       | 2.4             | 8.0  | 19.0 | 10.0 |
| 54-27022 | 7/8       | 2.7             | 9.0  | 22.0 | 10.0 |
| 54-30025 | 1         | 3.0             | 12.0 | 25.0 | 12.0 |
| 54-37032 | 1 1/4     | 3.7             | 16.0 | 32.0 | 15.0 |
| 54-40038 | 1 1/2     | 4.0             | 19.0 | 38.0 | 15.0 |

| Item No. | Size (mm) | Dimensions (mm) |      |      |          | # of Screw Eye |
|----------|-----------|-----------------|------|------|----------|----------------|
|          |           | A               | C    | G    |          |                |
| 09-33051 | 2         | 3.3             | 49.0 | 19.0 | 10-30025 |                |
| 09-35064 | 2 1/2     | 3.5             | 62.0 | 21.0 | 10-30025 |                |
| 09-39076 | 3         | 3.9             | 76.0 | 24.0 | 10-33030 |                |

## GATE HOOK & EYE

Steel, Brass Zinc Plated(zp), Yellow Zinc Plated(yzp), Brass Plated(bp)

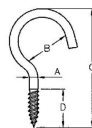


| Item No. | Size (mm) | Finish      | Dimensions (mm) |       |      | # of Screw Eye |
|----------|-----------|-------------|-----------------|-------|------|----------------|
|          |           |             | A               | C     | G    |                |
| 08-30031 | 1 1/4     | ZP, BP      | 3.0             | 31.0  | 17.3 | 10-25020       |
| 08-30038 | 1 1/2     | ZP, YZP, BP | 3.0             | 38.0  | 16.0 | 10-25020       |
| 08-30051 | 2         | ZP, YZP, BP | 3.3             | 49.0  | 18.0 | 10-30025       |
| 08-35064 | 2 1/2     | ZP, YZP, BP | 3.5             | 62.0  | 21.0 | 10-30025       |
| 08-39076 | 3         | ZP, YZP, BP | 3.9             | 76.0  | 24.0 | 10-30030       |
| 08-40102 | 4         | ZP, YZP, BP | 4.0             | 102.0 | 23.0 | 10-30030       |
| 08-42120 | 4 3/4     | ZP, YZP     | 4.2             | 120.0 | 20.0 | 10-40035       |
| 08-50140 | 5 1/2     | ZP, YZP     | 5.0             | 140.0 | 31.0 | 10-52050       |
| 08-50160 | 6 3/8     | ZP, YZP     | 5.0             | 160.0 | 21.0 | 10-40043       |
| 08-50200 | 8         | ZP, YZP     | 5.0             | 203.0 | 20.5 | 10-40043       |
| 08-50250 | 10        | ZP, YZP     | 5.0             | 250.0 | 20.5 | 1040043        |
| 08-50300 | 12        | ZP, YZP     | 5.0             | 300.0 | 20.5 | 10-40043       |
| 08-52160 | 6 3/8     | ZP, YZP     | 5.2             | 160.0 | 33.0 | 10-52050       |
| 08-52180 | 7         | ZP, YZP     | 5.2             | 180.0 | 35.0 | 10-52050       |
| 08-60203 | 8         | ZP, YZP     | 6.0             | 203.0 | 33.8 | 10-52050       |
| 08-60254 | 10        | ZP, YZP     | 6.0             | 254.0 | 33.6 | 10-52050       |
| 08-60305 | 12        | ZP, YZP     | 6.0             | 300.0 | 33.2 | 10-52050       |
| 08-60406 | 16        | ZP, YZP     | 6.0             | 400.0 | 34.8 | 10-52050       |
| 08-70508 | 20        | ZP, YZP     | 7.0             | 503.0 | 38.0 | 10-60060       |

# Unshouldered Cup Hooks | Large Screw Thread

## UNSHOULDERED CUP HOOKS *Continued*

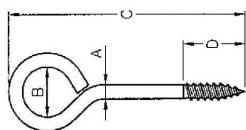
Steel, Brass, Stainless Steel, Zinc Plated(ZP), Yellow Zinc Plated(YZP), Nickel Plated(NP), Brass Plated(BP), Antique Brass Plated(ABP), Epoxy, Painted(PNT), PVC



| Item No. | Size (mm)  | Finish           | Dimensions (mm) |      |       |      |
|----------|------------|------------------|-----------------|------|-------|------|
|          |            |                  | A               | B    | C     | D    |
| 16-48*61 | 4.85 x 61  | ZP               | 4.85            | 21.0 | 61.8  | 19.0 |
| 16-48*73 | 4.85 x 73  | ZP               | 4.85            | 23.0 | 73.8  | 25.0 |
| 16-48*83 | 4.85 x 83  | ZP, EPOXY        | 4.85            | 23.0 | 83.8  | 32.0 |
| 16-48051 | 4.85 x 51  | ZP, EPOXY        | 4.85            | 11.0 | 51.0  | 25.0 |
| 16-48060 | 4.85 x 60  | ZP               | 4.85            | 16.4 | 60.0  | 19.0 |
| 16-48064 | 4.85 x 64  | ZP, EPOXY        | 4.85            | 11.0 | 64.0  | 25.0 |
| 16-48065 | 4.85 x 65  | ZP, NP, BP, PNT  | 4.85            | 22.0 | 65.0  | 22.0 |
| 16-48069 | 4.85 x 69  | ZP, BP           | 4.85            | 16.0 | 69.0  | 32.0 |
| 16-48070 | 4.85 x 70  | ZP, BP           | 4.85            | 22.0 | 70.0  | 22.0 |
| 16-48075 | 4.85 x 75  | ZP               | 4.85            | 11.0 | 75.0  | 25.0 |
| 16-48076 | 4.85 x 76  | ZP, NP, BP, PNT  | 4.85            | 22.0 | 76.0  | 22.0 |
| 16-48080 | 4.85 x 80  | ZP, NP, BP       | 4.85            | 20.0 | 80.0  | 32.0 |
| 16-48090 | 4.85 x 90  | ZP               | 4.85            | 22.0 | 90.0  | 32.0 |
| 16-48102 | 4.85 x 102 | ZP, NP, BP       | 4.85            | 22.0 | 102.0 | 32.0 |
| 16-52080 | 5.2 x 80   | ZP, NP, BP, PNT  | 5.2             | 25.0 | 80.0  | 32.0 |
| 16-60*78 | 6.0 x 78   | ZP, NP, EPOXY    | 6.0             | 26.0 | 78.0  | 32.0 |
| 16-60*88 | 6.0 x 88   | ZP, EPOXY        | 6.0             | 26.0 | 88.3  | 32.0 |
| 16-60*98 | 6.0 x 98   | ZP               | 6.0             | 26.0 | 98.9  | 38.0 |
| 16-63102 | 6.3 x 102  | ZP, YZP, BP, PNT | 6.3             | 26.0 | 102.0 | 32.0 |
| 16-63114 | 6.3 x 114  | ZP, BP           | 6.3             | 26.0 | 114.0 | 38.0 |
| 16-63125 | 6.3 x 125  | ZP, BP           | 6.3             | 26.0 | 125.0 | 38.0 |
| 16-63152 | 6.3 x 152  | ZP, NP           | 6.3             | 26.0 | 152.0 | 38.0 |
| 16-76152 | 7.6 x 152  | ZP               | 7.6             | 26.0 | 152.0 | 51.0 |
| 16-76175 | 7.6 x 175  | ZP               | 7.6             | 26.0 | 175.0 | 51.0 |
| 16-76203 | 7.6 x 203  | ZP               | 7.6             | 26.0 | 203.0 | 51.0 |

## LARGE SCREW THREAD

Steel, Zinc Plated(ZP)

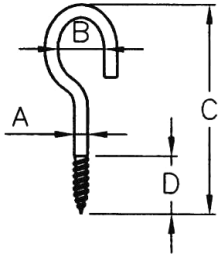


| Item No. | Size (mm)    | A    | B    | Dimensions (mm) |      |
|----------|--------------|------|------|-----------------|------|
|          |              |      |      | C               | D    |
| 11-48076 | 1/4 x 3      | 4.85 | 14.0 | 76.0            | 32.0 |
| 11-48095 | 1/4 x 3 3/4  | 4.85 | 14.0 | 95.0            | 32.0 |
| 11-48115 | 1/4 x 4 1/2  | 4.85 | 14.0 | 115.0           | 32.0 |
| 11-48127 | 1/4 x 5      | 4.85 | 14.0 | 127.0           | 51.0 |
| 11-63083 | 5/16 x 3 1/4 | 6.30 | 16.0 | 83.0            | 38.0 |
| 11-63102 | 5/16 x 4     | 6.30 | 16.0 | 102.0           | 51.0 |

# Curtain Wire Hook | Rhombic Screw Eye

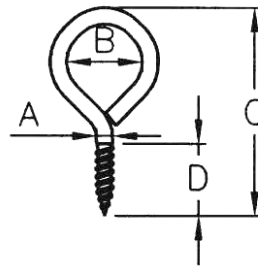
## CURTAIN WIRE HOOK

Steel, Zinc Plated(ZP)



## RHOMBIC SCREW EYE

Steel, Zinc Plated(ZP)



| Item No.        | Size (mm) | Dimensions (mm) |     |      |     |
|-----------------|-----------|-----------------|-----|------|-----|
|                 |           | A               | B   | C    | D   |
| <b>16-18024</b> | 1.8 x 24  | 1.85            | 4.0 | 24.0 | 8.0 |
| <b>16-20028</b> | 2.0 x 28  | 2.0             | 5.0 | 28.0 | 8.0 |

| Item No.        | Size (mm) | Dimensions (mm) |     |      |     |
|-----------------|-----------|-----------------|-----|------|-----|
|                 |           | A               | B   | C    | D   |
| <b>10-20018</b> | 2.0 x 18  | 2.0             | 6.4 | 18.0 | 7.0 |





# BARON

MANUFACTURING COMPANY, LLC.

1200 Capitol Drive  
Addison, IL 60101-5399  
Tel: 630-628-9110  
Fax: 630-628-9141  
800-368-8585

[www.baronsnaps.com](http://www.baronsnaps.com)